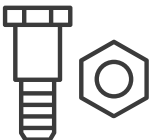


SWIFTSPACE | UNIFY




BENEFITS

Swiftspace is designed for flexibility, productivity, reducing costs, saving time and removing pain-points.



No loose parts to manage.



Minimal tools required.



No installers needed - it's DIY easy.



Reduce costs.



Installs in minutes, not hours



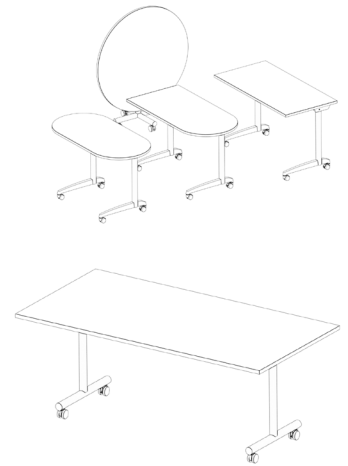
No punch list saves time.

Scope of Product

Unify is a flip top table that comes in rectangular, oval, or peninsula shaped surfaces. It is mobile with casters that swivel and lock and is available in various combinations of worksurface lengths.

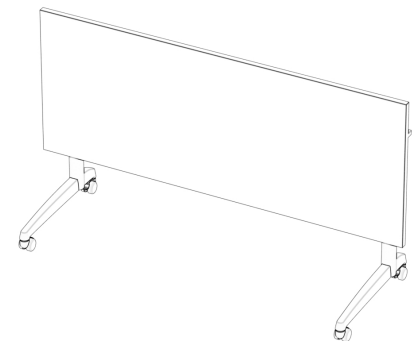
Breadth of Offering

- Unify comes in standard lengths of 48" (1219mm), 60" (1524mm), and 72" (1829mm)
- Standard depth is 24 (610mm), 30 (762mm), or 36" (914mm)
- Unify bases are available in T Or C shape
- Surfaces with depths that range from 24"-29" (610mm - 737mm) should Use a T-Base that has spread of 22" (559mm) Or C-Base with spread of 21.75" (553mm)
- Surfaces with depths of 30" - 36" (762mm - 914mm) should Use a T-Base that has spread of 26" (660mm) or C-Base with spread of 21.75" (553mm)
- Stations can be ordered without a flip-top but surfaces must be less than 30" (762mm) deep to fit through doorways
- Accessories include but are not limited to; back and side privacy panels and monitor arms
- Storage options include freestanding pedestals, and towers.



System Engineering

- **Unify worksurface can fold vertically to an overall size of 21.75"D - 26"D (dependent on worksurface. This is done by pulling a lever mounted under the surface and lifting the surface. This allows for easy storage and nesting with other like tables.**



Construction

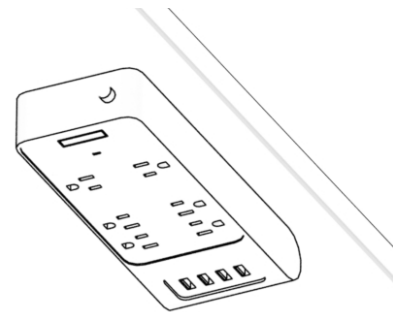
- Worksurfaces are 1" (25.4mm) thick high pressure laminate with a 45lb density particleboard core, 0.08" (2mm) edging. Options for powdercoated, thermoformed, and solid surface available upon request.
- Legs are welded steel construction and can be powder-coated in white, platinum metallic and black.

Installation and Warranty

- Can be installed or serviced directly by the user or any common furniture installer and not violate or void any product warranty. Installation will not require any tools or professional training.
- **Station ships fully assembled on casters; the entire station will be one unit with no separate pieces***, except for any mobile storage or some accessories that are to be attached after installation.
- For product warranty please see Conditions of Sale, Return Policy, and Warranty in the Specification and Price Guide.

Electrical

- Optional power bars include a module with 6 electrical outlets, 4 USB ports and 15 ft power cord or a surface-mounted module equipped with 2 electrical plugs, 2 USB ports and 1 data port.



**Key Product Feature*

***All Swiftspace workstations have been tested and meet ANSI/BIFMA standards.*