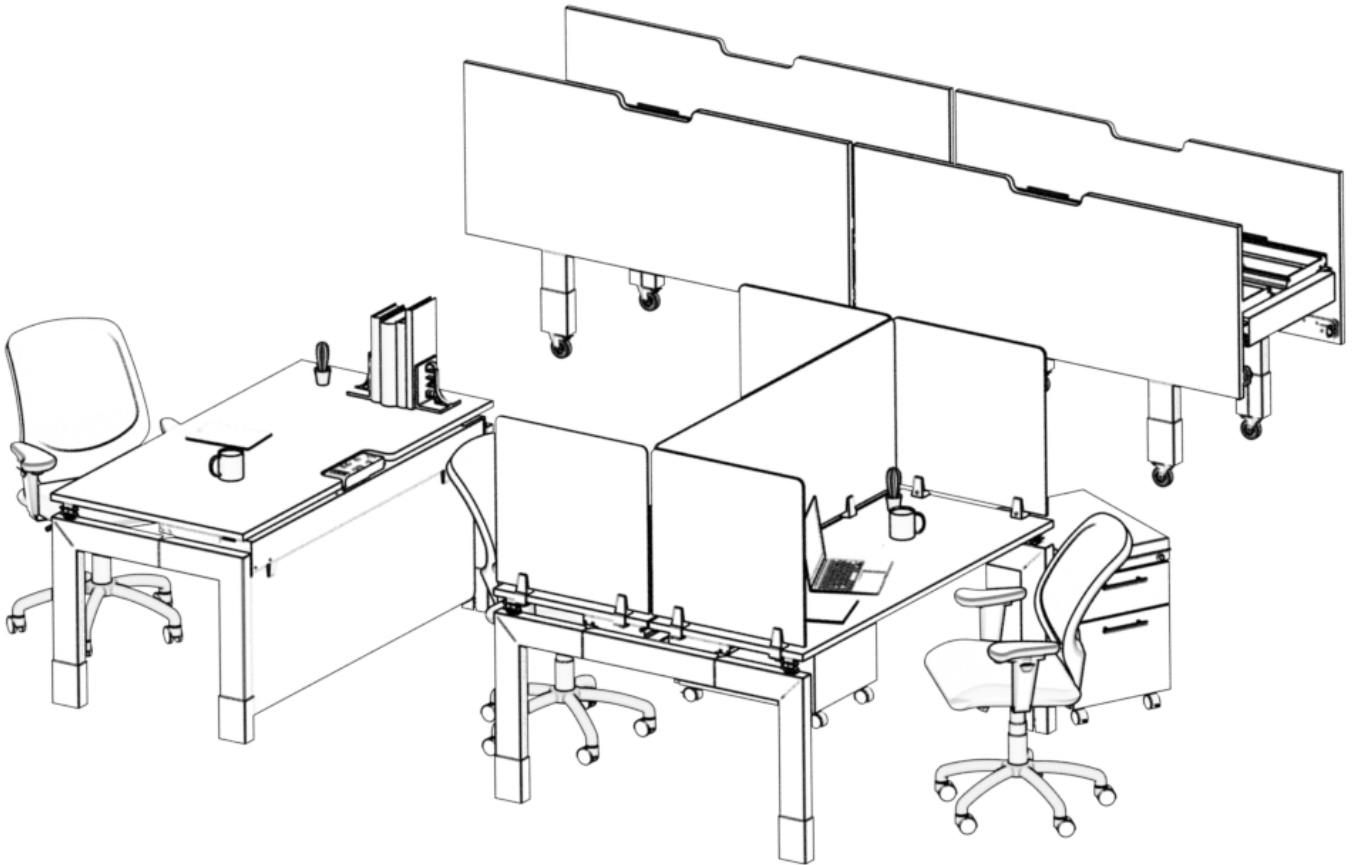
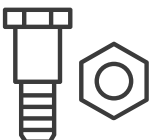


SWIFTSPACE | FORESIGHT



BENEFITS

Swiftspace is designed for flexibility, productivity, reducing costs, saving time and removing pain-points.



No loose parts to manage.



Minimal tools required.



No installers needed - it's DIY easy.



Reduce costs.



Installs in minutes, not hours



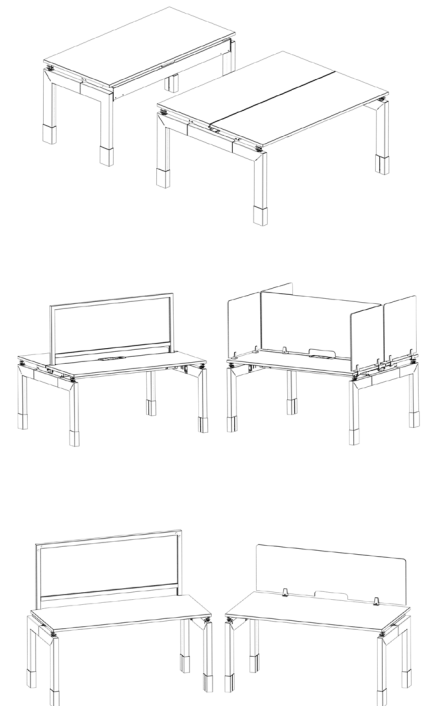
No punch list saves time.

Scope of Product

Foresight is a complete bench system that comes in a single or double configuration. It is mobile with casters that swivel and lock and is available in various worksurface lengths. It **folds to 15% of its set-up size, and sets back up with no tools in under a minute***.

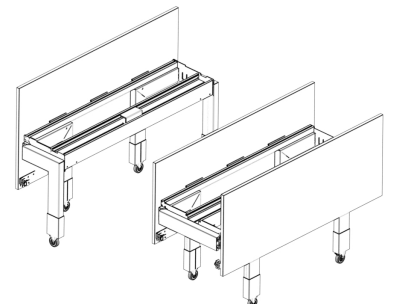
Breadth of Offering

- Foresight comes in standard lengths of 48" (1219mm), 60" (1524mm), 72" (1829mm), and 96" (2438mm)
- Standard depth for Foresight Double is 54" (1327mm)
 - 27" (686mm)/side
- Standard depth for Foresight Single is 30" (762mm)
- Accessories include but are not limited to; Framed Privacy Panel (back/centre mount), mounted accessory rails with paper trays, pen holders and binder holders, side mount privacy panels, back/centre mount privacy panels, and monitor arms.
- Storage options include freestanding pedestals, towers, and mountable cabinets.



System Engineering

- Foresight is **equipped with heavy-duty steel ball bearing casters with rubber wheels that are designed to go over thresholds, dockplates and other rough terrain without damage***.
- Foresight **Single can be folded to an overall depth of 16" (406mm)***. This is done by folding the legs and flipping the surface
- Foresight **Double can be folded to an overall depth of 25.5" (648mm)***. This is done by folding the legs and flipping the surfaces
- Foresight is **engineered to be completely set-up in minutes without the use of any tools, additional hardware, parts or pieces. It can be setup and then folded down many times without loss of functionality***.



Construction

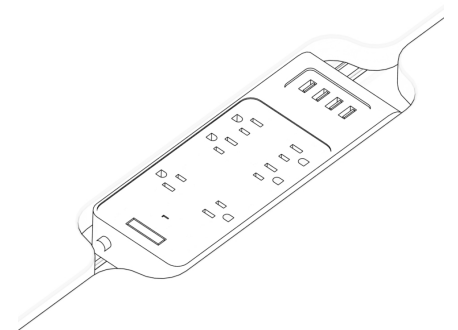
- Worksurfaces are 1" (25.4mm) thick high pressure laminate with a 45lb density particleboard core, 0.08" (2mm) edging. Options for powdercoated, thermoformed, and solid surface available upon request.
- Castors are 2.5" (64mm) in diameter with grey non-marking rubber wheels that swivel and lock.
- Foresight legs are constructed out of 2x4" (51mm x 102mm) steel tubing with heavy duty welded steel hinges. The legs come standard in either white or silver powder coat. Other colours are available.

Installation and Warranty

- Can be installed or serviced directly by the user or any common furniture installer and not violate or void any product warranty. Installation will not require any tools or professional training.
- Station **ships fully assembled on casters; the entire station will be one unit with no separate pieces, except for any mobile storage or some accessories that are to be attached after installation***.
- For product warranty please see Conditions of Sale, Return Policy, and Warranty in the Specification and Price Guide.

Electrical

- Optional power bars include a module with 6 electrical outlets, 4 USB ports and 15 ft power cord or a surface-mounted module equipped with 2 electrical plugs, 2 USB ports and 1 data port.
- Foresight has a standard 4in power and data trough accessible when the surfaces are folded. This trough allows for power and data lines to be run along the spine of the station and be covered when the station is setup.



**Key Product Feature*

***All Swiftspace workstations have been tested and meet ANSI/BIFMA standards.*