



Quick Ship

USD Price List Effective March 2024

Updated March 15, 2024



SWIFTSPACE
www.swiftspaceinc.com

Index

Contents	2
Overview	3
Features and Benefits.....	3
AMP Overview	4
Sustainability	5
Stations.....	6
AMP Accessories.....	6
Finishes.....	7
Shape Overview.....	8
Stations.....	9
Shape Accessories	9
Finishes.....	9
Solo Overview	10
Sustainability	11
Stations.....	12
Solo Accessories	13
Model Selection Chart	14
Finishes.....	15
Storage	16
Condition of Sales, Return Policy & Warranty	17

Overview

Get it faster with our Quickship program! Quickship products ship fully assembled in 9 business days

Swiftspace gives workplaces the freedom of design, functionality and permanence to allow their employees to work how they want and where they want.


Swiftspace workstations offer a **fast** and **flexible** work space solutions for both office and production facilities.

A unique patented folding workspace incorporates all of the interior components into a strong, lightweight frame. Every station arrives mounted to swivel castors, fully assembled and ready to install in minutes.

One, Two, Three



1



2



3

Features and Benefits

What sets us apart?

Intelligent business decisions are not based on a quick glance, so one is encouraged to compare Swiftspace lines to competing desking and benching systems. The differences are astounding and speak in favour of these Swiftspace solutions:


- **Swiftspace Stations** are engineered to be set-up and taken down hundreds of times, without the loss of functionality. This process can be completed by anyone without tools, eliminating the need for a professional installer.
- **Swiftspace Stations** are on castors making them mobile. In other words a complete office layout can be achieved in minutes. Build it, move it, take it down or put it away with minimal fuss. If desired castor covers are available to hide castors.
- **Swiftspace Stations** come completely assembled with all of the necessary parts already attached to the workstation.
- **Swiftspace Stations** fold up in seconds. With this process complete, many Swiftspace Stations can be folded to save 75-85% of their previous cubic size, which means storage is a breeze.
- **Swiftspace Stations** are made to be both functional and cost effective. Comparably priced to other desking and benching systems, they require no additional set-up configuring expense.

How are we the same?

While the differences seen in Swiftspace systems are what makes them a better fit for modern office spaces, their look, feel and statement of line make them comparable to other systems. It's permanent furniture with the ability to change - not in 5 hours but, in 5 minutes. These features include:

- Different lengths and widths of worksurfaces
- Different wall heights and lengths
- Minimalistic support structure
- Centre and side storage components
- Multiple privacy solutions
- Mobile storage solutions
- Power/data solutions
- Lighting solutions
- Adjustable height solutions

AMP Overview



1. Accessory Rail

For shelves, paper slots, and binder storage.

2. Worksurface

Standard depth is 24"
Standard lengths are 54.5" or 72"

3. Power and Data

Option to add power bar with 15 ft power cord for flexible connection to wall, floor or other stations. Option to add Power & Data troughs.

4. Mobile Storage

Complete line of mobile pedestals, storage towers, and lateral files available.

5. Accessories

PET panels can be added to aid in sound control. Whiteboard, monitor arms, keyboard trays, and more are also available

6. Wall Height

Standard height is 52". Panel extenders can be added for increased height, various material options available for panel extenders.

7. Corner and Castor Covers

Corner covers come standard
Castor covers available as add-on options.

8. Mobility Lock

Stations can be fixed in place using a castor lock or linking plate to link to next station. Locks can only be removed with a screwdriver. Option for tamper-proof screws. (Stations can also be ordered with adjustable glides instead of castors at no additional charge.)

Locking Bracket available to prevent caster locking tab from becoming disengaged. Available upon request at no additional cost. 2 locks/station.

Sustainability



1. Panels

Engineered to maximize the utilization of standard size sheets of material.

2. Laminate Adhesive

Solvent free, water based PVA which meets Greenguard Indoor Air Quality Standards for Low Emitting Products.

3. PET Acoustic Panels

Are 100% recyclable, and contain 50% recycled PET.

4. Modular Design

All components can be easily replaced in the field, increasing product life.

5. Particleboard and MDF

CARB compliant, produced using no added urea-formaldehyde resin, made from 100% recycled and/or recovered pre-consumer wood material.

6. Steel

Includes recycled content whenever possible and uses a powder coat finish to minimize paint waste.

Additional Environmental Points

- Stations are certified MAS Green Standard for low VOC emissions. As part of the certification the products comply with the following designations:
 - ANSI/BIFMA x7.1-2011(2016)
 - ANSI/BIFMA e2014 7.6.1, 7.6.2
 - ANSI/BIFMA e2014 7.6.1, 7.6.2, 7.6.3
 - ANSI/BIFMA e2014 7.6.3
 - California Dept. of Public Health Standard Method v1.2.
 - LEED v4 ID+C, BD+C. This conforms with the same standards as the SCS Indoor Air Quality Standards
- All of our major suppliers are within a 50 mile radius from our facility
- Products are shipped on castors in a single cardboard sleeve, no tow-motors needed.
- Ships in 15-25% of the space required for traditional workstations, and is 50-60% lighter
- Stations can be set-up and reconfigured hundreds of times, promoting reuse

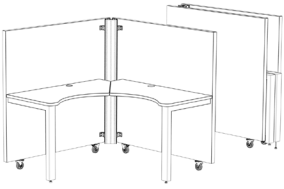
Working towards LEED accreditation?

Swiftspace products can contribute towards LEED credits visit: www.swiftspaceinc.com/re-sources/environmental/ for more information.

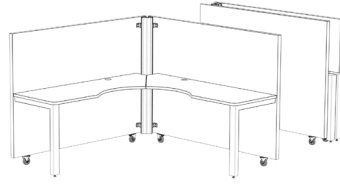


Stations

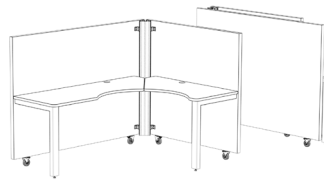
MODEL #	PRODUCT DESCRIPTION	OPEN FOOTPRINT (LEFT x RIGHT)	CLOSED FOOTPRINT (DEEP x WIDE)	OPEN WORK SURFACE (HIGH x DEEP)	HEIGHT (IN INCHES)	WEIGHT (IN LBS)	PRICE (IN USD)
SSAMP5254L5254R	52H AMP 4.5x4.5 L-Shape Station	54.5" x 54.5"	13" x 53"	29" High - 24" Deep	52"H	185 lbs	\$3,595
SSAMP5272L5272R	52H AMP 6x6 L-Shape Station	72" x 72"	13" x 71"	29" High - 24" Deep	52"H	245 lbs	\$3,995
SSAMP5272L5254R	52H AMP 6x4.5 L-Shape Station	72" x 54.5"	13" x 71"	29" High - 24" Deep	52"H	215 lbs	\$3,795
SSAMP5254L5272R	52H AMP 4.5x6 L-Shape Station	54.5" x 72"	13" x 71"	29" High - 24" Deep	52"H	215 lbs	\$3,795



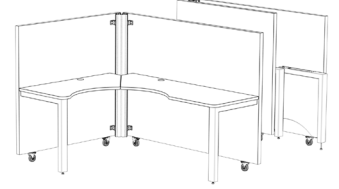
SSAMP5254L5254R



SSAMP5272L5272R



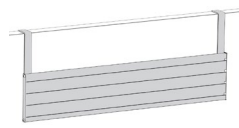
SSAMP5272L5254R



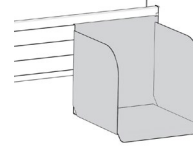
SSAMP5254L5272R

AMP Accessories

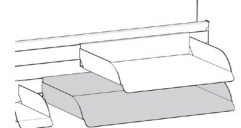
MODEL #	PRODUCT DESCRIPTION	PRICE (IN USD)
SSARC30	Hanging Accessory rail - 30" long	\$556
SSBH1110	Binder Holder	\$269
SSPPH	Pen/Pencil Holder	\$158
SSLPT139	Regular Paper Tray	\$164
SSLPS189	Legal Paper Shelf	\$181
SSSPS	Slotted Paper Shelf	\$108



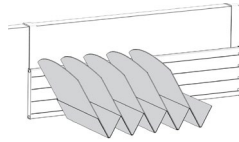
SSARC30



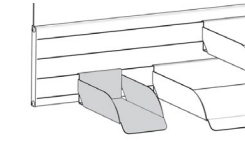
SSBH1110



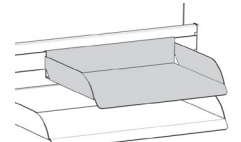
SSLPS189



SSSPS



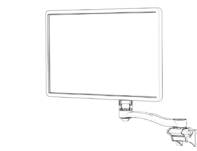
SSPPH



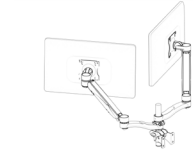
SSLPT139

Accessory Rail and Accessories only available in SILVER

SSMAS-PM	Single Monitor Arm - Panel Mount	\$456
SSMAD-PM	Double Monitor Arm - Panel Mount	\$958
SSPB	Power Bar Tripp-Lite Power Bar/Suppressor with 6 outlets, 4 USB A charging ports and 15ft power cord. Combination AC circuit breaker and 2 position on/off. Power bar connects to the centre bar of the station.	\$183
SSPBDPPU	Surface Mounted Power Bar Allows for power and data options on your workstation. 6ft cord can be plugged into a standard outlet. - Clamp on, edge mount - Durable plastic material - comes with 1 data port, 2 electrical plugs, 1 USB A + C charging port - white finish - 2"H x 7.5"W x 2.5"D	\$562
SSATL	Area Task Light 10" long compact task light with 4.2W LED light Light connects to the centre bar of the station	\$726
SSPWRPOLE	Power Pole - from centre bar to ceiling	\$550



SSMAS-PM



SSMAD-PM



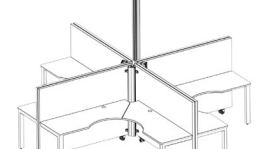
SSPB



SSPBDPPU




SSATL



SSPWRPOLE

Finishes

Worksurface



D354 Designer White

Panels




8201K Grey Elm



8208K Fawn Cypress

Station legs and Panel edgeband are standard in White. Other laminates available with standard lead time. See [Design Centre](#) for all options.


PET




PB09 - Pure Black



CG06 - Charcoal Gray



ES07 - Ebony Slate




DG34 - Dark Gray




SG04 - Silver Gray




CW04 - Classic White




LB01 - Light Beige




DS10 - Desert Sand




SD18 - Sunny Days




T024 - Tiger Orange




RR28 - Ruby Red



DP30 - Deep Purple




MN12 - Midnight Navy



PI14 - Polar Ice




VC97 - Vanilla Cream



SP99 - Sunset Pink



AB32 - Aegean Blue



EB50 - Evening Blue

Shape Overview



1. Worksurface

Worksurfaces can be ordered as a single straight surface or as a dual surface in a L configuration. Standard depth is 24" or 30". Standard length is 46", 58" or 70". The worksurfaces are available in our standard Swiftspace materials, including a writable laminate surface at no additional charge. Worksurfaces can be ordered with a drafting option to be folded down and used as a whiteboard

2. Mobile Storage

Complete line of mobile pedestals, storage towers, and lateral files available.

3. Visual Privacy

Visual and Physical Privacy Panels can be added to the sides and back of the station to increase privacy. The panels are available in various heights, widths, and materials

4. Surround Panels

Surround Privacy panels in various heights and widths can be added. The HPL panels are stored on the SHAPE when folded and when the station is set-up they attach in place with no tools in seconds. Add a single panel when you want to share with another workstation, two panels for L shape, and three panels to create a U shape.

5. Height Adjustment

Easily adjust from a sitting to a standing position. Range from 23.2" to 49.4" with the push of a button. There are four pre-set height adjustments available. Range from 21.9"-48.1" available with smaller castors.

6. Castors

2.5" in diameter with grey rubber wheels that swivel and lock.

7. Accessory Rail

For mounting monitors, shelves, paper slots and binder storage.

8. Power and Data

Option to add Swiftspace power bar with 15ft cord (mounted under worksurface). The power bar, equipped with 6 outlets and 4 USB ports can be plugged into any 15 amp receptacle. With a 1" pinchpoint gap between the wall and worksurface, the power bar can be accessed over the back side or alternatively, through an optional grommet hole.

Excess cords can be stored in the wire basket that come standard under all worksurfaces.

The optional power/data trough can be used to house the Swiftspace Trac4 electrical system which can add an additional 40 amps of power and up to 40 data lines for long runs.

A clamp-on surface mounted power bar can be added. It plugs into the undersurface power bar.

Standard height-adjust controller has integrated Bluetooth compatibility. Please specify if Bluetooth is **not** required.

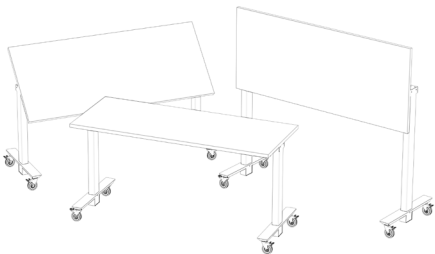
Locking Bracket available to prevent caster locking tab from becoming disengaged. Available upon request at no additional cost. 2 locks/station.

Stations

Standard Height Adjust controller has integrated Bluetooth compatibility. Other options available.

Small castors available at no additional cost. Will change height range to 21.9"- 48.1". Please specify on quote.

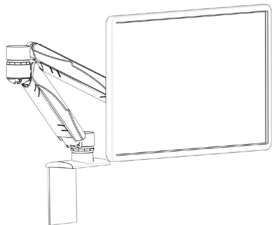
Part #'s are based on width of work surface + 2" for pinch-points



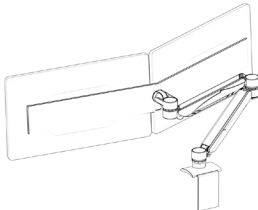
MODEL #	PRODUCT DESCRIPTION	OPEN FOOTPRINT (LEFT x RIGHT)	CLOSED FOOTPRINT (DEEP x WIDE)	OPEN WORK SURFACE (HIGH x DEEP)	HEIGHT (IN INCHES)	WEIGHT (IN LBS)	PRICE (IN USD)
Height Adjustable							
SSSHP2460S	Shape - Adjustable Height mobile station (24x60)	24" x 58"	23.5" x 58"	24" x 58"	23.2" - 49.4"	125 lbs	\$3,410
Fixed							
SSSHFH2460S	Shape - Fixed Height Mobile station (24x60)	24" x 58"	23.5" x 58"	24" x 58"	23.2"	95 lbs	\$2,364

Shape Accessories

MODEL #	PRODUCT DESCRIPTION	PRICE (IN USD)
SSMAS-SM	Single Monitor Arm - Surface Mount	\$456
SSMAD-SM	Dual Monitor Arm - Surface Mount (max. 24" monitor)	\$958
SSPB	Power Bar Tripp-Lite Power Bar/Suppressor with 6 outlets, 4 USB A charging ports and 15ft power cord. Combination AC circuit breaker and 2 position on/off. Power bar connects to the centre bar of the station.	\$183
SSPBDPPU	Surface Mounted Power Bar Allows for power and data options on your workstation. 6ft cord can be plugged into a standard outlet. - Clamp on, edge mount - Durable plastic material - comes with 1 data port, 2 electrical plugs, 1 USB A + C charging port - white finish - 2"H x 7.5"W x 2.5"D	\$562



SSMAS-SM



SSMAD-SM




SSPB



SSPBDPPU


Finishes

Worksurface



D354 Designer White

Legs




White



Silver

Solo Overview



1. Accessory Rail

For mounting monitors, shelves, paper slots, and binder storage.

2. Worksurface

Standard depth is 24"
Standard lengths are 48" or 66". Custom lengths available
height-adjustable
worksurfaces can be added.

3. Power and Data

Option to add power bar with 15 ft power cord for flexible connection to wall, floor or other stations.
For longer runs, a 4-circuit 80 amp quick connect/disconnect power system can be added
Separate compartment for running up to 40 data cables.

5. Mobile Storage

Complete line of mobile pedestals, storage towers, and lateral files available.

4. Visual Privacy

Semi-clear poly comes standard. High-pressure laminate, whiteboard, printed acrylic, sound-dampening material or fabric-covered tackboards are also available for upper panels.

6. Accessories

Height-adjustable keyboard arms and trays available for add-on

7. Corner and Castor Covers

Corner covers come standard
Castor covers available as add-on options.

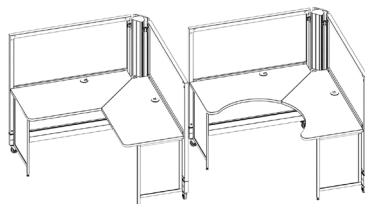
8. Wall Height

Standard heights are 29", 41", 52", or 66"
Panel extenders can be added for increased height, various material options available for panel extenders.

9. Mobility Lock

Stations can be fixed in place using a castor lock or linking plate to link to next station. Locks can only be removed with a screwdriver. Option for tamper-proof screws. (Stations can also be ordered with adjustable glides instead of castors at no additional charge.)

Locking Bracket available to prevent caster locking tab from becoming disengaged. Available upon request at no additional cost. 2 locks/station.



*Cockpit can be removed to provide a straight surface on both sides at no additional cost.

Sustainability



1. Polycarbonate

Engineered to use 99% of material, and contains up to 20% reground material.

2. Laminate Adhesive

Solvent free, water based PVA which meets Greenguard Indoor Air Quality Standards for Low Emitting Products.

3. Panels

Engineered to maximize the utilization of standard size sheets of material.

4. PET Acoustic Ezobord Panels

Are 100% recyclable, and contain 50% recycled PET.

5. Modular Design

All components can be easily replaced in the field, increasing product life.

6. Particleboard and MDF

CARB compliant, produced using no added urea-formaldehyde resin, made from 100% recycled and/or recovered pre-consumer wood material.

Additional Environmental Points

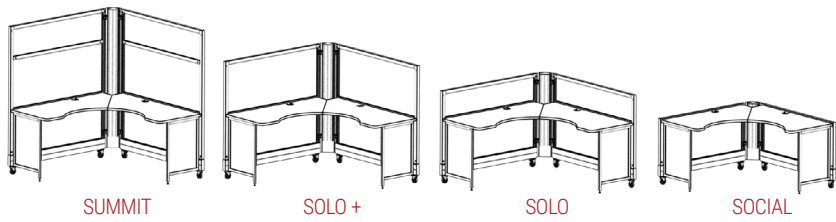
- Stations are certified MAS Green Standard for low VOC emissions. As part of the certification the products comply with the following designations:
 - ANSI/BIFMA x7.1-2011(2016)
 - ANSI/BIFMA e2014 7.6.1, 7.6.2
 - ANSI/BIFMA e2014 7.6.1, 7.6.2, 7.6.3
 - ANSI/BIFMA e2014 7.6.3
 - California Dept. of Public Health Standard Method v1.2.
 - LEED v4 ID+C, BD+C. This conforms with the same standards as the SCS Indoor Air Quality Standards
- All of our major suppliers are within a 50 mile radius from our facility
- Products are shipped on castors in a single cardboard sleeve, no tow-motors needed.
- Ships in 15-25% of the space required for traditional workstations, and is 50-60% lighter
- Stations can be set-up and reconfigured hundreds of times, promoting reuse

Working towards LEED accreditation?

Swiftspace products can contribute towards LEED credits visit: www.swiftspaceinc.com/about-swiftspace/environmental/ for more information.



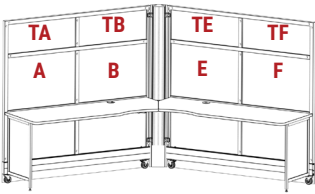
Stations



MODEL #	PRODUCT DESCRIPTION	OPEN FOOTPRINT (LEFT x RIGHT)	CLOSED FOOTPRINT (DEEP x WIDE)	OPEN WORK SURFACE (HIGH x DEEP)	HEIGHT (IN INCHES)	WEIGHT (IN LBS)	PRICE (IN USD)
4x4							
SS90D6648L6648R	Summit 90 Degree 4x4 L-Shaped station	54.5" x 54.5"	10" Deep x 48" Wide	29" High - 24" Deep	66"	185 lbs	\$7,615
SS90D5248L5248R	Solo+ 90 Degree 4x4 L-Shaped station	54.5" x 54.5"	10" Deep x 48" Wide	29" High - 24" Deep	52"	165 lbs	\$5,756
SS90D4148L4148R	Solo 90 Degree 4x4 L-Shaped station	54.5" x 54.5"	10" Deep x 48" Wide	29" High - 24" Deep	41"	140 lbs	\$5,588
SS90D2948L2948R	Social 90 Degree 4x4 L-Shaped station	54.5" x 54.5"	10" Deep x 48" Wide	29" High - 24" Deep	29"	135 lbs	\$4,468

6x6							
SS90D6666L6666R	Summit 90 Degree 6x6 L-Shaped Station	72.5" x 72.5"	10" Deep x 66" Wide	29" High - 24" Deep	66"	245 lbs	\$8,229
SS90D5266L5266R	Solo+ 90 Degree 6x6 L-Shaped station	72.5" x 72.5"	10" Deep x 66" Wide	29" High - 24" Deep	52"	215 lbs	\$7,158
SS90D4166L4166R	Solo 90 Degree 6x6 L-Shaped station	72.5" x 72.5"	10" Deep x 66" Wide	29" High - 24" Deep	41"	185 lbs	\$6,940
SS90D2966L2966R	Social 90 Degree 6x6 L-Shaped station	72.5" x 72.5"	10" Deep x 66" Wide	29" High - 24" Deep	29"	155 lbs	\$5,590

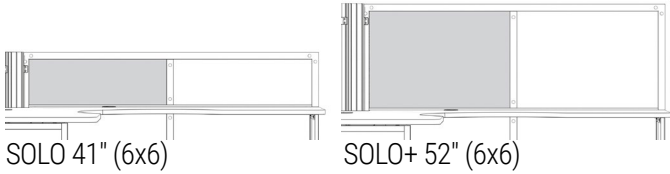
MODEL #	PRODUCT DESCRIPTION	PRICE (IN USD)
SOLO 41"		
SSWBB 4x4	Whiteboard on Inside and Outside	\$130
SSEZO 4x4	Solo PET Acoustic Ezobord Upper Panel Space-saver	\$276



When ordering upper panels, must specify location using above diagram.

SOLO+ 52"		
SS+WBB 4x4	Whiteboard on Inside and Outside	\$313
SS+Ezo 4x4	Solo+ PET Acoustic Ezobord Upper Panel Space-saver	\$525

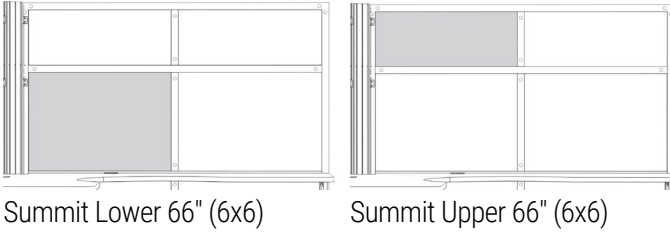
Summit Uppers 66"		
SSWBBT 4x4	Summit Upper Whiteboard on both sides Spacesaver	\$130
SSEZOT 4x4	Summit TOP PET Acoustic Ezobord Upper Panel Space-saver	\$276



SOLO 41"		
SSWBB 6x6	Whiteboard on Inside and Outside	\$80
SSEZO 6x6	Solo PET Acoustic Ezobord Upper Panel 6ft	\$240

SOLO+ 52"		
SSEZO 6x6	Solo PET Acoustic Ezobord Upper Panel 6ft	\$240
SS+Ezo 6x6	Solo+ PET Acoustic Ezobord Upper Panel 6 ft	\$334

Summit Uppers 66"		
SSWBBT 6x6	Summit Upper Whiteboard on both sides 6x6	\$80
SSEZOT 6x6	Summit TOP 6x6 PET Acoustic Ezobord Upper Panel	\$240

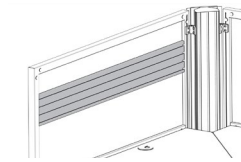


Solo Accessories

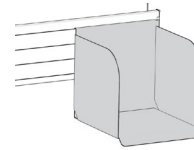
MODEL #	PRODUCT DESCRIPTION	PRICE (IN USD)
SSACR34	6"H Accessory Rail for 6x6	\$390
SSACR48	6"H Accessory Rail for 4x4	\$451
SSBH1110	Binder Holder	\$269
SSPPH	Pen/Pencil Holder	\$158
SSLPT139	Regular Paper Tray	\$164
SSLPS189	Legal Paper Shelf	\$181
SSSPS	Slotted Paper Shelf	\$108

Accessory Rail and Accessories only available in SILVER

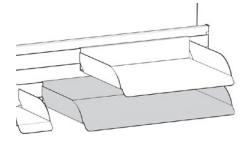
SSPB	Power Bar Tripp-Lite Power Bar/Suppressor with 6 outlets, 4 USB A charging ports and 15ft power cord. Combination AC circuit breaker and 2 position on/off. Power bar connects to the centre bar of the station.	\$183
SSPBDPPU	Surface Mounted Power Bar Allows for power and data options on your workstation. 6ft cord can be plugged into a standard outlet. - Clamp on, edge mount - Durable plastic material - comes with 1 data port, 2 electrical plugs, 1 USB A + C charging port - white finish - 2"H x 7.5"W x 2.5"D	\$562
SSATL	Area Task Light 10" long compact task light with 4.2W LED light Light connects to the centre bar of the station	\$726



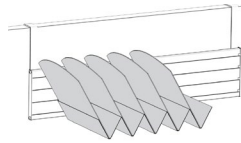
SSACR48



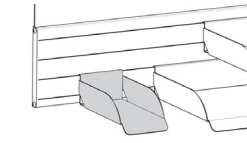
SSBH1110



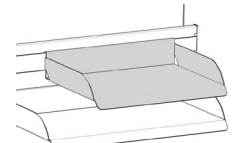
SSLPS189



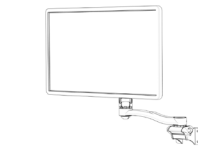
SSSPS



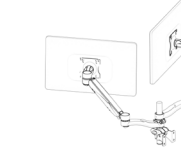
SSPPH



SSLPT139



SSMAS-PM



SSMAD-PM



SSPB



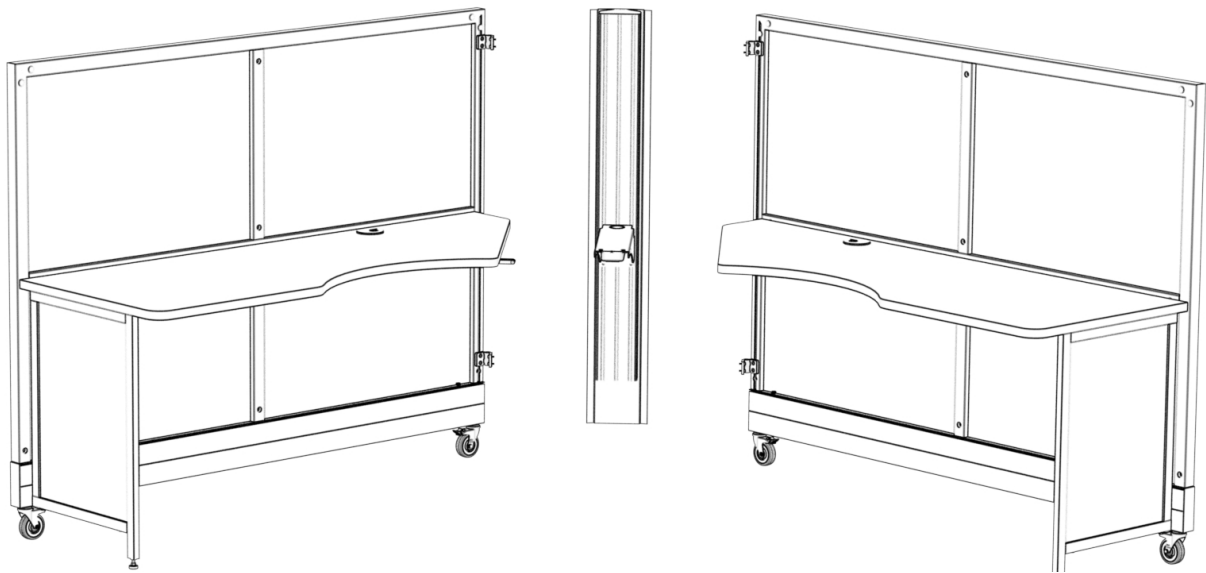
SSPBDPPU



SSATL

Model Selection Chart

Swiftspace Solo stations can be ordered in different wall and worksurface lengths and wall heights. Please see chart below to create the Custom Part Number.



Left Wall + Centre Bar + Right Wall

To determine the list price of a station, pick a Left wall, Centre Bar and Right wall
e.g. SS2948L5266R: 1545 + 591 + 2575 = \$4711 List

Left Wall

Wall Height	Wall Length + 6" when open - Worksurface and Gable included in price	
	54"	66"
29"	\$2039	\$2487
41"	\$2558	\$3130
52"	\$2652	\$3211
66"	\$3589	\$3707

ONE

Choose the height and length of the left wall

+

Centre Post

Wall Height	List Price
29"	\$617
41"	\$681
52"	\$737
66"	\$815

TWO

Choose the height of the centre bar (must be as tall as the highest wall)

+

Right Wall


Wall Height	Wall Length + 6" when open - Worksurface and Gable included in price	
	54"	66"
29"	\$2039	\$2487
41"	\$2558	\$3130
52"	\$2652	\$3211
66"	\$3589	\$3707

THREE

Choose the height and length of the right wall


Finishes

Worksurface



D354 Designer White


Panels



D354 Designer White



4941 Cosmic Strandz




7937 River Cherry




7995 Sterling Ash

PET


Upper panels can be done in standard poly or further customize your station with one of 19 colours of PET Acoustic Ezobord sound-absorbent material.




PB09 - Pure Black



CG06 - Charcoal Gray




ES07 - Ebony Slate




DG34 - Dark Gray




SG04 - Silver Gray




CW04 - Classic White




LB01 - Light Beige




DS10 - Desert Sand




SD18 - Sunny Days



TO24 - Tiger Orange




RR28 - Ruby Red




DP30 - Deep Purple



MN12 - Midnight Navy



PI14 - Polar Ice




VC97 - Vanilla Cream



SP99 - Sunset Pink



AB32 - Aegean Blue

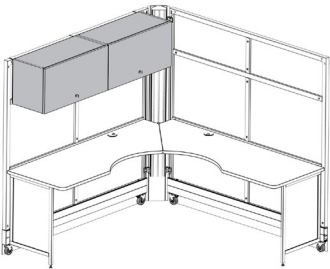


EB50 - Evening Blue

Storage

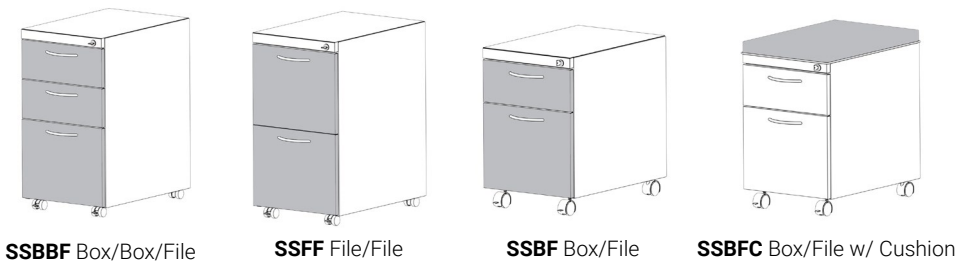
MODEL #	PRODUCT DESCRIPTION	WIDTH (IN INCHES)	HEIGHT (IN INCHES)	PRICE (IN USD)
SSOHS24W	24" W Overhead - with lock	13.5"	15"	\$796
SSOHS36W	36" W Overhead - with lock	13.5"	15"	\$878

Overheads only available on SOLO Summit (66"H) stations



MODEL #	PRODUCT DESCRIPTION	WIDTH (IN INCHES)	DEPTH (IN INCHES)	HEIGHT (IN INCHES)	WEIGHT (IN LBS)	PRICE (IN USD)
SSFF	File/File Mobile Pedestal	15"	22"	27.5"	80 lbs	\$939
SSBBF	Box/Box/File Mobile Pedestal	15"	22"	27.5"	85 lbs	\$994
SSBFC	Box/File Mobile Pedestal w/ Cushion	15"	22"	24"	70 lbs	\$1,197
SSBF	Box/File Mobile Pedestal	15"	22"	24"	70 lbs	\$892

Peds are available in White or Silver.
SSBFC comes with ETL66 Shadow fabric



Condition of Sales, Return Policy & Warranty

Payment

All payments are fully due within 30 days after the date of shipment or pick up subject to the buyer passing credit approval. Buyer agrees not to withhold payment on any invoice because of partial delivery or open punch list items. These terms and conditions of sale are those of Swiftspace Inc., a manufacturer established since 2009, whose business is the manufacturing of mobile workspaces.

Governing Provisions

All sales by Swiftspace Inc. ("Seller") are made subject to the following terms and conditions of sale. Seller objects to any additional or different terms contained in any purchase order or other communication previously or hereafter provided by buyer to Seller. No such additional or different terms will be of any force or effect; and buyer's placement of any order for goods to be provided by Seller constitutes buyer's unconditional acceptance of the following terms as the entire agreement between buyer and Seller with respect to the purchase and sale of such goods. The following terms and conditions, and any contract for the sale of goods by seller shall be governed by and construed in accordance with the laws of the province of Ontario, without reference to principles of conflicts of laws.

Prices

All prices are stated as list prices. All prices and minimum order requirements are subject to change without notice. Only authorized discounts may be applied at time of order. Some items may require field assembly.

Specials

Swiftspace acknowledges that from time to time customers may request decreases or increases to the standard wall heights and lengths so that a workstation can fit into a required space. These type of product modifications will be classified as "Specials". List Price for these products will be the List Price of the next largest comparable product in the Swiftspace standard product line.

Customs

An item will be classified as a "Custom" product if it doesn't fit the shape configuration of any of the Swiftspace standard products. List Price for these products will be determined based on the specific item cost.

F.O.B.

Unless otherwise agreed, all shipments and sales are made FOB KITCHENER, CANADA. Freight is prepaid and added to your invoice as a separate line item. Freight quotes can be obtained on the Swiftspace website using the freight calculator.

Taxes

All sales, use, excise and other taxes applicable to the sale of the products shall be paid by buyer. If buyer claims an exemption from any tax, buyer shall submit to Seller the appropriate exemption certificates
Swiftspace Specifications Guide

Warranties

A. Lifetime Warranty on all aluminum parts and metal hardware parts like posts, connectors, cantilevers, without recourse. Other exposed panel components are not covered by this life time warranty and will be considered in section B of this paragraph.

B. Products purchased from Seller may be manufactured by third parties, which may or may not provide a warranty to the purchasers of their products. Seller agrees, upon request by buyer, to assign to buyer any and all such warranties, without recourse. Seller warrants that all products manufactured by Seller and supplied here under will conform to the specifications submitted by buyer, and that such goods will be manufactured and inspected in accordance with the generally accepted practices of companies in the business of manufacturing. Seller warrants that all products manufactured by it and supplied hereunder shall be free from defects in materials and workmanship for a period of 5 years from the date of shipment. If, within such period, any such product shall be proved to Seller's satisfaction to be defective, such product shall be repaired or replaced at Seller's option. Such repair or replacement shall be Seller's sole obligation and buyer's exclusive remedy hereunder, and shall be conditioned upon Seller's receiving written notice of any alleged defect within 10 days after its discovery and, at Seller's option, return of such products to Seller, F.O.B. its factory.

Except for the warranties set forth in this paragraph, seller shall have no other obligation or liability to buyer, and hereby disclaims, any express or implied warranty of any products, including but not limited to any implied warranty of merchantability or fitness for particular purpose.

Any description of the product, whether in writing or made orally by Seller or Seller's agent, are for the sole purpose of identifying the product and shall not be construed as an express warranty. Any suggestions by Seller or Seller's agent regarding use, application or suitability of the product shall not be construed as an express warranty unless confirmed to be such in writing by Seller.

Exclusion of Consequential Damages and Disclaimer of Liability

Except as otherwise agreed in writing, Seller's liability with respect to the products sold hereunder shall be limited to the warranty provided and, with respect to other performance of this contract, shall be limited to that part of the contract price allocable to the product (or part thereof) that gives rise to the claim.

A. Seller shall not be subject to any disclaims: (1) any other obligations or liabilities arising out of breach of contract, (2) any obligations whatsoever arising from tort claims (including negligence and strict liability) or arising under other theories of law with respect to products sold or services rendered by seller, or any undertakings, acts or omissions relating thereto, and (3) all consequential, incidental and contingent damages whatsoever.

B. Without limiting the generality of the foregoing, Seller specifically disclaims any liability for penalties (including administrative penalties), special or punitive damages, damages for lost profits or revenues, cost of any product recall, loss of use of products or any associated equipment, cost of capital, facilities or services, down-time, shutdown or slowdown costs, or for any other types of economic loss.

Clerical Errors

Seller reserves the right to correct all clerical errors in any quotation, order acknowledgment or invoice, during the entire sales process.