

2026

# SWIFTSPACE

Quick Ship | USD Specification & Price Guide



Effective Date | May 2026 | Updated May 21 2026

# Price Guide

Effective Date: May 2026

- All illustrations and specifications in this document are based on the latest product information available at the time of print. For the most recent version, please go to [www.swiftspaceinc.com](http://www.swiftspaceinc.com)
- Support packages created for the customer either by Swiftspace, or by another source, which supported the sale of Swiftspace products are superseded by printed price lists
- All dimensions shown in this document are nominal
- Pricing is subject to change without notice.
- All orders are subject to prices in effect at the time of order.
- Swiftspace warranty applies unless otherwise noted

## Table of Contents

<b>Condition of Sales</b> .....	<b>3</b>
<b>Ordering Information</b> .....	<b>4</b>
<b>Swiftspace Limited Lifetime Warranty</b> .....	<b>5</b>
<b>Swiftspace Customs</b> .....	<b>6</b>
<b>Swiftspace Design Services</b> .....	<b>7</b>
<b>Sustainability</b> .....	<b>8</b>
<b>Overview</b> .....	<b>9</b>
<b>AMP Overview</b> .....	<b>10</b>
AMP Stations .....	11
AMP Accessories .....	11
AMP Finishes .....	13
<b>Shape Overview</b> .....	<b>14</b>
Shape Stations .....	15
Shape Accessories .....	15
Shape Finishes .....	16
<b>Solo Overview</b> .....	<b>17</b>
Solo Stations .....	18
Solo Accessories .....	18
Solo Finishes .....	21

# Condition of Sales

## Payment

All payments are fully due within 30 days after the date of shipment or pick up subject to the buyer passing credit approval. Buyer agrees not to withhold payment on any invoice because of partial delivery or open punch list items. These terms and conditions of sale are those of Swiftspace Inc., a manufacturer established since 2009, whose business is the manufacturing of mobile workspaces.

## Governing Provisions

All sales by Swiftspace Inc. ("Seller") are made subject to the following terms and conditions of sale. Seller objects to any additional or different terms contained in any purchase order or other communication previously or hereafter provided by buyer to Seller. No such additional or different terms will be of any force or effect; and buyer's placement of any order for goods to be provided by Seller constitutes buyer's unconditional acceptance of the following terms as the entire agreement between buyer and Seller with respect to the purchase and sale of such goods. The following terms and conditions, and any contract for the sale of goods by seller shall be governed by and construed in accordance with the laws of the province of Ontario, without reference to principles of conflicts of laws.

## Prices

All prices are stated as list prices. All prices and minimum order requirements are subject to change without notice. Only authorized discounts may be applied at time of order. Some items may require field assembly.

## Specials

Swiftspace acknowledges that from time to time customers may request decreases or increases to the standard wall heights and lengths so that a workstation can fit into a required space. These type of product modifications will be classified as "Specials". List Price for these products will be the List Price of the next largest comparable product in the Swiftspace standard product line.

## F.O.B.

Unless otherwise agreed, all shipments and sales are made FOB KITCHENER, CANADA. Freight is prepaid and added to your invoice as a separate line item. Freight quotes can be obtained on the Swiftspace website using the freight calculator.

## Taxes

All sales, use, excise and other taxes applicable to the sale of the products shall be paid by buyer. If buyer claims an exemption from any tax, buyer shall submit to Seller the appropriate exemption certificates  
Swiftspace Specifications Guide

## Exclusion of Consequential Damages and Disclaimer of Liability

Except as otherwise agreed in writing, Seller's liability with respect to the products sold hereunder shall be limited to the warranty provided and, with respect to other performance of this contract, shall be limited to that part of the contract price allocable to the product (or part thereof) that gives rise to the claim:

A. Seller shall not be subject to any disclaims: (1) any other obligations or liabilities arising out of breach of contract, (2) any obligations whatsoever arising from tort claims (including negligence and strict liability) or arising under other theories of law with respect to products sold or services rendered by seller, or any undertakings, acts or omissions relating thereto, and (3) all consequential, incidental and contingent damages whatsoever.

B. Without limiting the generality of the foregoing, Seller specifically disclaims any liability for penalties (including administrative penalties), special or punitive damages, damages for lost profits or revenues, cost of any product recall, loss of use of products or any associated equipment, cost of capital, facilities or services, down-time, shutdown or slowdown costs, or for any other types of economic loss.

## Clerical Errors

Seller reserves the right to correct all clerical errors in any quotation, order acknowledgment or invoice, during the entire sales process.

# Ordering Information

## Ordering

- Purchase orders should be submitted in PDF form to: [tommyzinger@swiftspaceinc.com](mailto:tommyzinger@swiftspaceinc.com) along with a copy of the corresponding Swiftspace quote.

## Order Requirements

- Customer must provide complete and correct information, including complete model number, finishes, colors, options, and quantity.
- If a Swiftspace quotation or other special pricing applies, such information must be clearly stated on the order with applicable bid number or contract number.
- Order Management contact name and phone number.
- Delivery contact name and phone number at the delivery address
- The delivery address must have a loading dock and access for a 53' trailer. Liftgate services may be available (location dependent) for additional fees (this requirement must be specified during the quoting process).
- "Best Date Available" for the entire order is standard service for Swiftspace. If eligible, other Date Requests may be requested and must be submitted with the order.
- Other Date Requests are subject to review by Swiftspace prior to acceptance.
- Failure to provide complete and accurate information results in delayed order entry and acknowledgment. Incomplete orders will not be produced and will be returned to Dealer for correction.

## Acknowledgments

- An acknowledgment will be emailed within seven business days upon receipt of complete purchase order with all required information.

# Swiftspace Limited Lifetime Warranty

## Your Swiftspace Limited Lifetime Warranty

Every time you purchase a Swiftspace product, you're making an investment in your workplace's future. We're proud to play a part in that future and you can trust us to do our best for as long as you need us.

The Swiftspace Limited Lifetime Warranty is our assurance that the Swiftspace products you purchase will be free from defective material or workmanship for the product's life.

In the unlikely event that any Swiftspace product or component covered by the Swiftspace Limited Lifetime Warranty should fail under normal workplace use as a result of defective material or workmanship, Swiftspace shall repair or replace with comparable product (at Swiftspace's discretion) free of charge.

## What's Covered by the Swiftspace Limited Lifetime Warranty?

All Swiftspace product lines, materials, and components are covered by the Swiftspace Limited Lifetime Warranty, except for the items described below.

The specific product lines, materials, and components listed below are covered under Swiftspace's Limited 5-Year and Limited 2-Year Warranties (from date of purchase).

### Swiftspace Limited 5-Year Warranty

- Shift, Fused, Strata, Shape and Dual Shape Height Adjustable Bases
- Economic Height Adjustable Base

### Swiftspace Limited 2-Year Warranty

- Electrical components
- Batteries
- Power bars
- LED Lights
- Fans

These warranties apply to Swiftspace products sold within Canada, the United States of America, as well as U.S Military and Federal Agency purchases (regardless of location).

## Is Anything Not Covered?

There are a few exclusions to Swiftspace warranties. These exclusions are:

- Colour-fastness or matching of colours, woodgrains, or textures occurring in wood, or other materials that naturally exhibit inherent colour variations.
- Customer's own material selected by and used at the request of the user.
- Modifications or attachments to the product that are not approved by Swiftspace and product failures resulting from such modifications or attachments.
- Product normal wear and tear, which are to be expected over the life of the product.
- Products that were not installed, used, or maintained in accordance with product instructions and warnings.
- Products used for rental purposes.
- Damage caused by cleaning chemicals.
- Dye transfer caused by external contaminants (including clothing and accessory dyes such as those used on denim jeans) may migrate to lighter colours. This phenomenon is increased by humidity and temperature and is irreversible.
- Fabric pattern match seat to back. If pattern match is needed, please contact Swiftspace with questions.
- Storage Digital locks come with 2-year warranty.

## Warranty Requests or Questions?

Your Swiftspace Dealer or Sales Representative is our mutual partner in supporting your warranty requests. To obtain service under this warranty, please contact your Swiftspace Rep/Dealer. If you are not sure who your Rep/Dealer is, please contact Swiftspace.

**THAT'S YOUR SWIFTSPACE LIMITED LIFETIME WARRANTY AS AN OWNER OF SWIFTSPACE PRODUCT, THE WARRANTY EXPLAINED HERE IS YOUR SOLE AND EXCLUSIVE REMEDY. TO THE EXTENT ALLOWED BY THE LAW, SWIFTSPACE MAKES NO OTHER WARRANTY, EITHER EXPRESS OR IMPLIED, INCLUDING ANY WARRANTY OF MERCHANTABILITY OR FITNESS FOR A PARTICULAR PURPOSE. SWIFTSPACE WILL NOT BE LIABLE FOR ANY CONSEQUENTIAL OR INCIDENTAL DAMAGES.**

# Swiftspace Customs

## Product Modifications

Modifications include structural and dimensional modifications to existing product, when standard model is not available.

Swiftspace, at its own discretion, may modify standard products to meet specific needs.

List prices contained in published price lists are for standard catalogue items only. Changes or alterations to catalogue items other than those listed as catalogue options are subject to additional charges. Pricing will only be calculated upon approval of the custom request.

## Special Laminates

Special laminates include requests for laminates that are not part of Swiftspace's standard offering. Requests for special laminates are subject to manufacturing approval and minimum order quantities. Swiftspace approved special laminates will be subject to a designated upcharge per unit.

Pricing will only be calculated upon approval of the special request.

## Lead Times for Custom Product

Lead times on order containing customs are subject to production capacity and material availability. When possible, the customer should order custom products separately to avoid extended lead times for standard products.

## Changes to Custom Product

A custom model will be provided for each approved special item to process orders. Once an order is placed, no changes or cancellations can be made to the order without approval from Swiftspace.

# Swiftspace Design Services

## Swiftspace Design Studio

Looking for design assistance? Our team can help you create a professional design package that is sure to put you ahead of the competition. The best part? It's free!

## Consultation


We can meet with you virtually to provide guidance on product positioning, answer specific questions, and give recommendations.

## Design

We will provide a professional design package including 2D furniture plan, renderings, and complete parts list based on the rough sketch and project information you supply

## Audit

We will check your drawing and parts list for accuracy, We verify quantity, specification accuracy, product compatibility and structural support.



# Sustainability



## 1. Panels

Engineered to maximize the utilization of standard size sheets of material.

## 2. Laminate Adhesive

Solvent free, water based PVA which meets Greenguard Indoor Air Quality Standards for Low Emitting Products.

## 3. PET Acoustic eZobord Panels

Are 100% recyclable, and contain 50% recycled PET.

## 4. Polycarbonate

Engineered to use 99% of material, and contains up to 20% reground material.

## 5. Modular Design

All components can be easily replaced in the field, increasing product life.

## 6. Particleboard and MDF

CARB compliant, produced using no added urea-formaldehyde resin, made from 100% recycled and/or recovered pre-consumer wood material.

## Additional Environmental Points

- Stations are certified MAS Green Standard for low VOC emissions. As part of the certification the products comply with the following designations:
  - ANSI/BIFMA x7.1-2011(2016)
  - ANSI/BIFMA e2014 7.6.1, 7.6.2
  - ANSI/BIFMA e2014 7.6.1, 7.6.2, 7.6.3
  - ANSI/BIFMA e2014 7.6.3
  - California Dept. of Public Health Standard Method v1.2.
  - LEED v4 ID+C, BD+C. This conforms with the same standards as the SCS Indoor Air Quality Standards
- All of our major suppliers are within a 50 mile radius from our facility
- Products are shipped on castors in a single cardboard sleeve, no tow-motors needed.
- Ships in 15-25% of the space required for traditional workstations, and is 50-60% lighter
- Stations can be set-up and reconfigured hundreds of times, promoting reuse

## Working towards LEED accreditation?

Swiftspace products can contribute towards LEED credits visit: [www.swiftspaceinc.com/about-swiftspace/environmental/](http://www.swiftspaceinc.com/about-swiftspace/environmental/) for more information.



# Overview

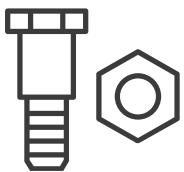
Swiftspace gives workplaces the freedom of design, functionality and permanence to allow their employees to work how they want and where they want.

Swiftspace workstations offer a **fast** and **flexible** work space solutions for both office and production facilities. A unique patented folding workspace incorporates all of the interior components into a strong, lightweight frame. Every station arrives mounted to swivel castors, fully assembled and ready to install in minutes.


## What sets us apart?

Intelligent business decisions are not based on a quick glance, so one is encouraged to compare Swiftspace lines to competing desking and benching systems. The differences are astounding and speak in favour of these Swiftspace solutions:

- **Swiftspace Stations** are engineered to be set-up and taken down hundreds of times, without the loss of functionality. This process can be completed by anyone without tools, eliminating the need for a professional installer.
- **Swiftspace Stations** are on castors making them mobile. In other words a complete office layout can be achieved in minutes. Build it, move it, take it down or put it away with minimal fuss. If desired castor covers are available to hide castors.
- **Swiftspace Stations** come completely assembled with all of the necessary parts already attached to the workstation.
- **Swiftspace Stations** fold up in seconds. With this process complete, many Swiftspace Stations can be folded to save 75-85% of their previous cubic size, which means storage is a breeze.



No loose parts to manage.



Minimal tools required.



No installers needed - it's DIY easy.



Reduce costs.



Installs in minutes, not hours



No punch list saves time.

# AMP Overview



## AMP

is a mobile, cost-effective workstation designed for fast-moving, flexible environments. With integrated privacy panels and a compact footprint, it supports focused work while allowing spaces to be reconfigured quickly.

Fully assembled and ready to deploy, AMP rolls into place and sets up in minutes with minimal effort. Its lightweight, foldable design makes it ideal for maximizing space efficiency, while Quick Ship availability and streamlined options deliver speed without added complexity.

- **Panels & Privacy**  
Integrated privacy walls with standard height of 52".  
Lightweight panel construction with a selection of laminate finishes.  
Quick Ship available in select laminates only.
- **Worksurface**  
Depth: 24".  
Widths: 54.5", 72".  
Includes centred grommet for cable management.
- **Mobility & Setup**  
Ships fully assembled; legs attach quickly with thumbscrews.  
Tool-free setup; designed for repeated folding and reconfiguration.  
Heavy-duty 2.5" non-marking casters (swivel and lock).  
Optional adjustable glides available for leveling.
- **Power & Data**  
Optional integrated power and cable management solutions available.
- **Storage & Accessories**  
Compatible with mobile storage options (pedestals, towers, etc.).  
Optional accessories available.
- **Finishes & Details**  
Available in a range of standard laminate finishes (Quick Ship limited to select options).  
Frame options: White or Silver.
- **Performance**  
Quick Ship available (as fast as 9 business days).  
Budget-friendly solution designed for flexibility and repeat use.

# AMP Stations

MODEL #	PRODUCT DESCRIPTION	OPEN FOOTPRINT (LEFT x RIGHT)	CLOSED FOOTPRINT (DEEP x WIDE)	WEIGHT (IN LBS)	PRICE (IN USD)
SSAMP5254L5254R	52H AMP 4.5x4.5 L-Shape Station	54.5" x 54.5"	13" x 53"	185 lbs	\$3,964
SSAMP5272L5272R	52H AMP 6x6 L-Shape Station	72" x 72"	13" x 71"	245 lbs	\$4,405
SSAMP5272L5254R	52H AMP 6x4.5 L-Shape Station	72" x 54.5"	13" x 71"	215 lbs	\$4,184
SSAMP5254L5272R	52H AMP 4.5x6 L-Shape Station	54.5" x 72"	13" x 71"	215 lbs	\$4,184

Open Worksurface 29" High - 24" Deep  
Panel Height 52"

**Stations can be built and shipped in 9 business days**



SSAMP5254L5254R



SSAMP5272L5272R



SSAMP5272L5254R




SSAMP5254L5272R

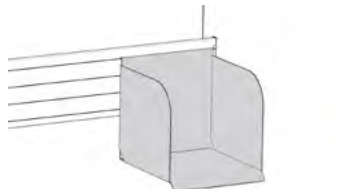
# AMP Accessories

MODEL #	PRODUCT DESCRIPTION	PRICE (IN USD)
SSARC30	Hanging Accessory rail - 30" long	\$613
SSBH1110	Binder Holder	\$296
SSPPH	Pen/Pencil Holder	\$174
SSLPT139	Regular Paper Tray	\$181
SSLPS189	Legal Paper Shelf	\$200
SSSPS	Slotted Paper Shelf	\$119

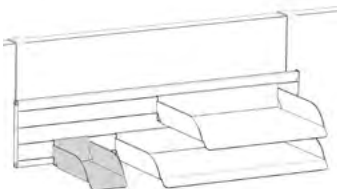
Accessory Rail and Accessories only available in SILVER



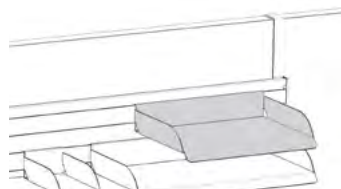
SSARC30



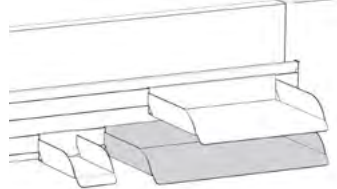
SSBH1110



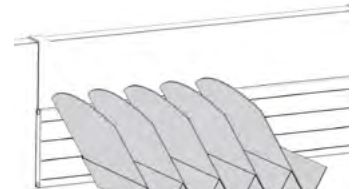
SSPPH



SSLPT139

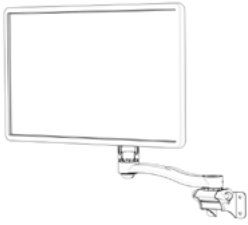


SSLPS189

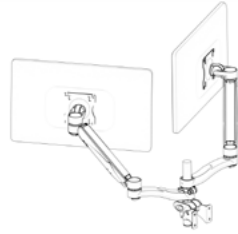


SSSPS

# AMP Accessories



SSMAS-PM



SSMAD-PM



SSPB



SSPBDPPU



SSATL



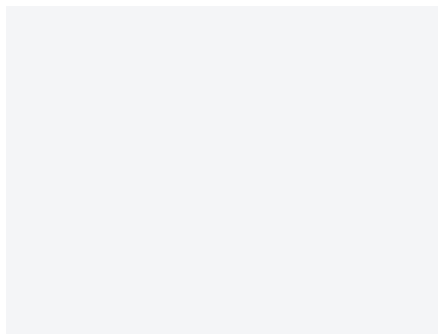
SSPWRPOLE

MODEL #	PRODUCT DESCRIPTION	PRICE (IN USD)
SSMAS-PM	Single Monitor Arm - Post Mount - Supports monitors up to 20lbs - Monitor mounting bracket contains both 75mm and 100mm hole patterns to comply with VESA standards	\$503
SSMAD-PM	Double Monitor Arm - Post Mount - Supports monitors up to 20lbs - Maximum side to side overall screen witch is 32" (per screen) - Monitor mounting bracket contains both 75mm and 100mm hole patterns to comply with VESA standards	\$1,056
SSPB	Power Bar Tripp-Lite Power Bar/Suppressor with 6 outlets, 4 USB A charging ports and 15ft power cord. Combination AC circuit breaker and 2 position on/off. Power bar connects to the centre bar of the station.	\$202
SSPBDPPU	Surface Mounted Power Bar Allows for power and data options on your workstation. 6ft cord can be plugged into a standard outlet. - Clamp on, edge mount - Durable plastic material - comes with 1 data port, 2 electrical plugs, 1 USB A + C charging port - white finish - 2"H x 7.5"W x 2.5"D	\$620
SSATL	Area Task Light 10" long compact task light with 4.2W LED light Light connects to the centre bar of the station	\$800
SSPWRPOLE	Power Pole - from centre bar to ceiling	\$607

# AMP Finishes

## Finish Options for 9 Day Shipping

Worksurface



D354 Designer White

Panels



8201K Grey Elm



8208K Fawn Cypress

---

## PET



Pure Black




Charcoal Grey



Ebony Slate




Dark Grey



Silver Grey



Classic White




Light Beige




Dessert Sand



Urban Sage




Highland Green



Moss Green



Polar Ice



Aegean Blue



Evening Blue




Royal Blue




Midnight Navy




Vanilla Cream



Sunset Pink



Vintage Claret



Soft Lavender



Brick Red

# Shape Overview



## SHAPE

is a mobile, height-adjustable workstation designed for flexibility, movement, and ergonomic performance in dynamic work environments. With a compact folding design and integrated mobility, it allows spaces to be quickly reconfigured for focused work, collaboration, or presentation needs.

Built on a versatile platform, Shape supports both single and dual-surface configurations, offering adaptable workspace layouts that can adjust in height and position. Optional privacy panels and writable surfaces enhance functionality, while its foldable design ensures efficient storage and rapid deployment in changing environments.

- **Worksurface & Configurations**  
Available as single straight or dual L-shaped surfaces.  
Depths: 24" or 30"; lengths: 46", 58", 70".
- **Height Adjustment**  
Electric height-adjust from 23.2"–49.4" with four presets.  
Alternate range of 21.9"–48.1" available with smaller castors.  
Standard controller includes Bluetooth capability (optional).
- **Panels & Privacy**  
Optional side, back, and surround panels in various sizes and materials.  
Surround panels store on the unit when folded and attach tool-free in seconds.  
Configurations: single panel (shared), two panels (L-shape), three panels (U-shape).
- **Power & Data**  
Optional 15 ft corded power bar (6 outlets, 4 USB) mounted under worksurface.  
Accessible from rear gap or optional grommet; wire basket included for cord management.  
Optional power/data trough supports Trac4 system (adds up to 40 amps and 40 data lines).  
Optional clamp-on surface power bar connects to under-surface unit.
- **Storage & Accessories**  
Compatible with full range of mobile storage (pedestals, towers, lateral files).  
Accessory rail supports monitors, shelving, paper slots, and binders.
- **Mobility & Stability**  
2.5" grey rubber castors (swivel and lock).  
Optional locking bracket prevents caster disengagement (2 per station).

# Shape Stations

## Height Adjust

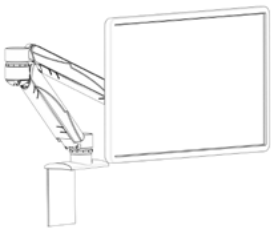
MODEL #	PRODUCT DESCRIPTION	OPEN FOOTPRINT (LEFT x RIGHT)	CLOSED FOOTPRINT (DEEP x WIDE)	WEIGHT (IN LBS)	PRICE (IN USD)
SSSHP2460S	Shape - Adjustable Height mobile station (24x60)	24" x 58"	23.5" x 58"	125 lbs	\$3,410

## Fixed Height

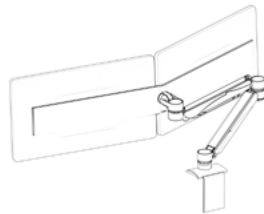
MODEL #	PRODUCT DESCRIPTION	OPEN FOOTPRINT (LEFT x RIGHT)	CLOSED FOOTPRINT (DEEP x WIDE)	WEIGHT (IN LBS)	PRICE (IN USD)
SSSHFH2460S	Shape - Fixed Height Mobile station (24x60)	24" x 58"	23.5" x 58"	95 lbs	\$2,364

# Shape Accessories

MODEL #	PRODUCT DESCRIPTION	PRICE (IN USD)
SSMAS-SM	Single Monitor Arm - Surface Mount	\$456
SSMAD-SM	Dual Monitor Arm - Surface Mount (max. 24" monitor)	\$958
SSPB	Power Bar Tripp-Lite Power Bar/Suppressor with 6 outlets, 4 USB A charging ports and 15ft power cord. Combination AC circuit breaker and 2 position on/off. Power bar connects to the centre bar of the station.	\$183
SSPBDPPU	Surface Mounted Power Bar Allows for power and data options on your workstation. 6ft cord can be plugged into a standard outlet. - Clamp on, edge mount - Durable plastic material - comes with 1 data port, 2 electrical plugs, 1 USB A + C charging port - white finish - 2"H x 7.5"W x 2.5"D	\$562



SSMAS-SM



SSMAD-SM




SSPB



SSPBDPPU


# Shape Finishes

Worksurface




D354 Designer White

Legs



White



Silver

# Solo Overview



## SOLO

is a mobile, L-shaped workstation designed to deliver flexible, private, and highly adaptable workspace solutions. Built for fast-moving environments, it allows users to quickly create individual or multi-user workstations that can be reconfigured as needs change.

Fully assembled and ready to deploy, Solo rolls into place and sets up in minutes with no tools required. Its integrated privacy panels, compact folding design, and optional power and storage features make it a versatile solution for hybrid offices, training spaces, and dynamic work environments that require both efficiency and mobility.

- **Worksurface**  
Depth: 24".  
Lengths: 34", 48", 54", 66", 90" (custom lengths available).  
Optional height-adjustable worksurface available.
- **Panels & Privacy**  
Standard wall heights: 29", 41", 52", 66" with optional panel extenders.  
Semi-clear poly standard; optional materials include laminate, whiteboard, printed acrylic, sound-dampening panels, or fabric tackboards.
- **Accessory Rail**  
Supports monitors, shelves, paper slots, and binder storage.
- **Power & Data**  
Optional 15 ft corded power bar (4 outlets, 2 USB; 15-amp, plugs into standard outlet).  
Optional 4-circuit, 80-amp quick connect/disconnect system for longer runs.  
Dedicated compartment supports up to 40 data cables.
- **Storage & Accessories**  
Compatible with full range of mobile pedestals, storage towers, and lateral files.  
Optional height-adjustable keyboard arms and trays.
- **Mobility & Stability**  
Locking castors with linking capability for station-to-station connection.  
Optional adjustable glides available at no additional charge.  
Optional locking bracket prevents caster disengagement (2 per station).  
Corner covers included; castor covers available as an option.
- **Configuration Options**  
Cockpit surface can be removed to create a straight worksurface on both sides (no additional charge).

# Solo Stations

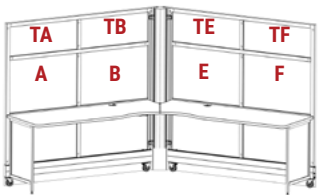
## 4x4 L-Shaped

MODEL #	PRODUCT DESCRIPTION	OPEN FOOTPRINT (LEFT x RIGHT)	CLOSED FOOTPRINT (DEEP x WIDE)	WEIGHT (IN LBS)	PRICE (IN USD)
SS90D6648L6648R	Summit 90 Degree 4x4 L-Shaped station	54.5" x 54.5"	10" Deep x 48" Wide	185 lbs	\$8,396
SS90D5248L5248R	Solo+ 90 Degree 4x4 L-Shaped station	54.5" x 54.5"	10" Deep x 48" Wide	165 lbs	\$6,346
SS90D4148L4148R	Solo 90 Degree 4x4 L-Shaped station	54.5" x 54.5"	10" Deep x 48" Wide	140 lbs	\$6,160
SS90D2948L2948R	Social 90 Degree 4x4 L-Shaped station	54.5" x 54.5"	10" Deep x 48" Wide	135 lbs	\$4,927

## 6x6 L-Shaped

MODEL #	PRODUCT DESCRIPTION	OPEN FOOTPRINT (LEFT x RIGHT)	CLOSED FOOTPRINT (DEEP x WIDE)	WEIGHT (IN LBS)	PRICE (IN USD)
SS90D6666L6666R	Summit 90 Degree 6x6 L-Shaped Station	72.5" x 72.5"	10" Deep x 66" Wide	245 lbs	\$9,072
SS90D5266L5266R	Solo+ 90 Degree 6x6 L-Shaped station	72.5" x 72.5"	10" Deep x 66" Wide	215 lbs	\$7,893
SS90D4166L4166R	Solo 90 Degree 6x6 L-Shaped station	72.5" x 72.5"	10" Deep x 66" Wide	185 lbs	\$7,651
SS90D2966L2966R	Social 90 Degree 6x6 L-Shaped station	72.5" x 72.5"	10" Deep x 66" Wide	155 lbs	\$6,164

# Solo Accessories



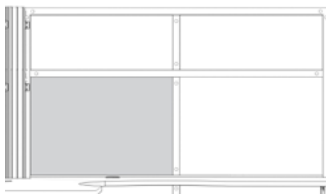
When ordering upper panels, must specify location using above diagram.




SOLO 41" (6x6)



SOLO+ 52" (6x6)



Summit Lower 66" (6x6)

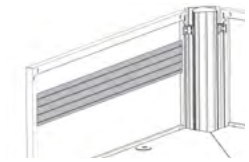


Summit Upper 66" (6x6)

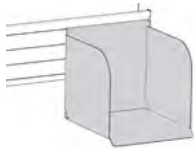
MODEL #	PRODUCT DESCRIPTION	PRICE (IN USD)
SSWBB 4x4	Whiteboard on Inside and Outside	\$144
SSEZO 4x4	Solo PET Acoustic Ezobord Upper Panel Space-saver	\$305
SS+WBB 4x4	Whiteboard on Inside and Outside	\$345
SS+Ezo 4x4	Solo+ PET Acoustic Ezobord Upper Panel Space-saver	\$579
SSWBTT 4x4	Summit Upper Whiteboard on both sides Spacesaver	\$144
SSEZOT 4x4	Summit TOP PET Acoustic Ezobord Upper Panel Space-saver	\$305

SSWBB 6x6	Whiteboard on Inside and Outside	\$88
SSEZO 6x6	Solo PET Acoustic Ezobord Upper Panel 6ft	\$265
SSEZO 6x6	Solo PET Acoustic Ezobord Upper Panel 6ft	\$265
SS+Ezo 6x6	Solo+ PET Acoustic Ezobord Upper Panel 6 ft	\$369
SSWBTT 6x6	Summit Upper Whiteboard on both sides 6x6	\$88
SSEZOT 6x6	Summit TOP 6x6 PET Acoustic Ezobord Upper Panel	\$265

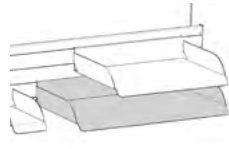
# Solo Accessories



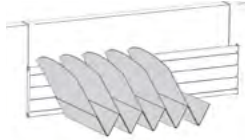
SSACR48



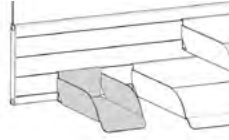
SSBH1110



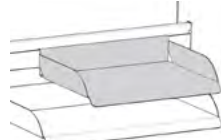
SSLPS189



SSSPS



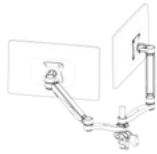
SSPPH



SSLPT139



SSMAS-PM



SSMAD-PM



SSPB



SSPBDPPU

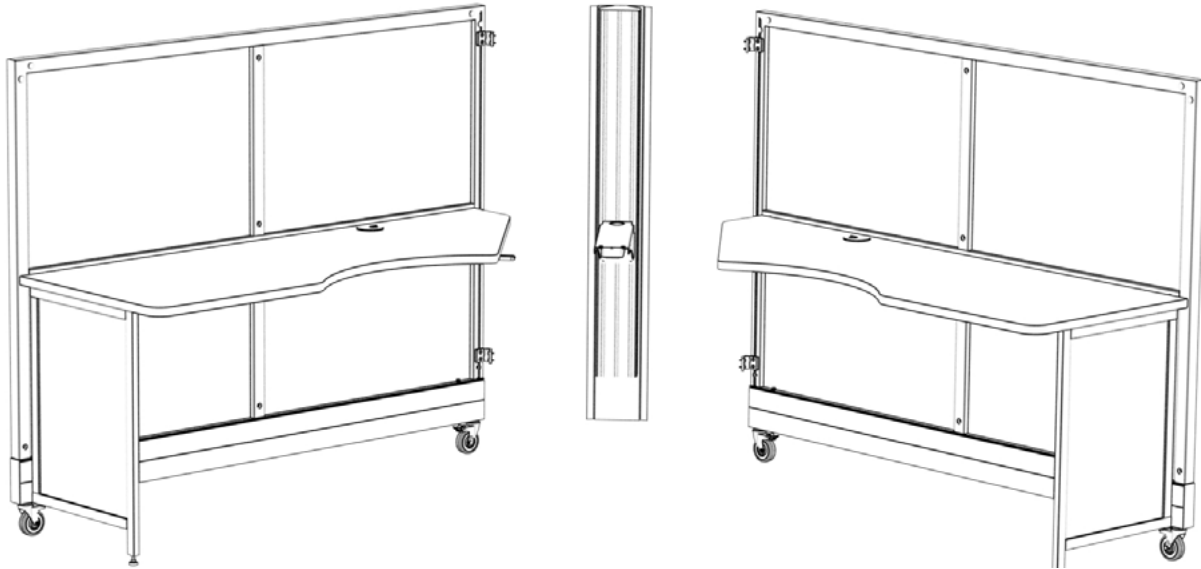


SSATL

MODEL #	PRODUCT DESCRIPTION	PRICE (IN USD)
SSACR34	6"H Accessory Rail for 6x6	\$431
SSACR48	6"H Accessory Rail for 4x4	\$498
SSBH1110	Binder Holder	\$296
SSPPH	Pen/Pencil Holder	\$174
SSLPT139	Regular Paper Tray	\$181
SSLPS189	Legal Paper Shelf	\$200
SSSPS	Slotted Paper Shelf	\$119
SSPB	Power Bar Tripp-Lite Power Bar/Suppressor with 6 outlets, 4 USB A charging ports and 15ft power cord. Combination AC circuit breaker and 2 position on/off. Power bar connects to the centre bar of the station.	\$202
SSPBDPPU	Surface Mounted Power Bar Allows for power and data options on your workstation. 6ft cord can be plugged into a standard outlet. - Clamp on, edge mount - Durable plastic material - comes with 1 data port, 2 electrical plugs, 1 USB A + C charging port - white finish - 2"H x 7.5"W x 2.5"D	\$620
SSATL	Area Task Light 10" long compact task light with 4.2W LED light Light connects to the centre bar of the station	\$800

# Model Selection Chart

Swiftspace Solo stations can be ordered in different wall and worksurface lengths and wall heights. Please see chart below to create the Custom Part Number.



### Left Wall + Centre Bar + Right Wall

To determine the list price of a station, pick a Left wall, Centre Bar and Right wall  
e.g. SS2954L5266R: 2248 + 813 + 3541 = \$6602 List

#### Left Wall

Wall Height      Wall Length + 6" when open - Worksurface and Gable included in price

	54"	66"
29"	\$2248	\$2742
41"	\$2820	\$3451
52"	\$2924	\$3541
66"	\$3958	\$4087



Choose the height and length of the left wall

#### Centre Post

Wall Height      List Price

29"	\$680
41"	\$751
52"	\$813
66"	\$899

+



Choose the height of the centre bar (must be as tall as the highest wall)

#### Right Wall

Wall Height      Wall Length + 6" when open - Worksurface and Gable included in price

	54"	66"
29"	\$2248	\$2742
41"	\$2820	\$3451
52"	\$2924	\$3541
66"	\$3958	\$4087


+



Choose the height and length of the right wall


# Solo Finishes

## Worksurface



D354 Designer White


## Panels




D354 Designer White



4941 Cosmic Strandz



7937 River Cherry



7995 Sterling Ash

## PET




Pure Black




Charcoal Grey



Ebony Slate



Dark Grey



Silver Grey



Classic White




Light Beige




Dessert Sand



Urban Sage




Highland Green



Moss Green



Polar Ice



Aegean Blue




Evening Blue




Royal Blue




Midnight  
Navy




Vanilla Cream



Sunset Pink



Vintage Claret



Soft  
Lavender



Brick Red