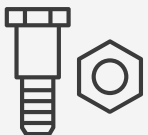




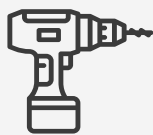
SWIFTS  **CE** | STRATA

BENEFITS

Swiftspace is designed for flexibility, productivity, reducing costs, saving time and removing pain-points.



No loose parts to manage.



Minimal tools required.



No installers needed - it's DIY easy.



Reduce costs.



Installs in minutes, not hours




No punch list saves time.



GET TO KNOW STRATA


- Station ships fully assembled
- Designed to fit through standard doorways
- Shipped on 650lb ball bearing casters for easy mobility and reconfiguration
- Optional Height Adjust ranges from 21.9" to 48.1"
- Customize stations with Quiet Earth Moss or Ezobord panels
- Built in storage option available

Leg Finishes



White Silver

Surface Finishes



Scan to see STRATA in action



W: swiftspaceinc.com
E: support@swiftspaceinc.com
P: 519 624 9974

Updated January 11, 2022

