



Specification and Price Guide

Multiple Award Schedule
Contract #: GS-27F-001AA
Contract Period: 01/30/23 - 01/29/28 (PS-0044)

USD September 2022 Spec Guide
Effective November 4, 2022 on GSA / PS-0047
NACIS: 337214

Updated February 1, 2024



SWIFTSPACE
www.swiftspaceinc.com

Index

Overview	5
Features and Benefits	6
Sustainability	7
Shift Overview	8
29"H L-Shaped	9
41"H L-Shaped	9
52"H L-Shaped	9
66"H L-Shaped	9
Shift Accessories	10
Shift Accessories	11
Model Selection Chart - Shift	12
Fused Overview	13
Fused	14
Fused Accessories	15
Fused Accessories	16
Fused Panels	17
Fused Panels	18
Dos Overview	19
DOS	20
DOS Accessories	20
DOS Bench	21
Flip Overview	22
Flip	23
Shape Overview	24
Shape 2448, 2460, 2472 - Electric Height Adjust	25
Shape 3048, 3060, 3072 - Electric Height Adjust	25
Shape 2448, 2460, 2472 - Fixed Height	26
Shape 3048, 3060, 3072 - Fixed Height	26
Accessory Rails	27
Framed Privacy Panels	28
Privacy/Modesty Panels (No Frame)	29
Shape Surround Privacy Panel	30
Shape Electrical Accessories	31
Foresight Overview	32
Foresight 2448, 2460, 2472, 2496	33
Foresight 4848, 4860, 4872, 4896	33
Centre/Side Privacy & Modesty Panels	34

Centre Mounting Frame	35
Centre Mounting Frame	36
Centre Mount Cabinets	37
End Cabinets	38
Unify	39
Mobile Table Tops	40
Solo Overview	41
4x4 L-Shaped	42
5x5 L-Shaped	42
6x6 L-Shaped	42
8x8 L-Shaped	43
4' Straight	43
5' Straight	43
6' Straight	44
8' Straight	44
Upper Panel Selection 4x4	45
Upper Panel Selection 5x5	46
Upper Panel Selection 6x6	47
Upper Panel Selection 8x8	48
Model Selection Chart	49
Specialty Workstations	50
Additional Options	51
Additional Options	52
Solo Accessories	53
Panel Extenders	54
Panel Extenders	55
Quick Ship	56
Strata Overview	57
Strata	58
Strata Accessories	59
Strata Back Panel - 48"	60
Strata Back Panel - 60"	61
Strata Back Panel - 66"	62
Strata Back Panel - 72"	63
Strata Side Panel	64
Duo Overview	65
Duo Mobile Meeting Room	66
Duo Bench	67

Rendezvous Overview33721..... 68

Mobile Privacy Walls33721..... 71

Mobile Wall Systems33721..... 72

Pedestals, Bookcases & Wardrobes33721..... 73

Pedestals, Bookcases & Wardrobes33721..... 74

Lateral Files.....33721..... 75

Accessories.....33721..... 76

Accessories.....33721..... 77

Electrical / Data Accessories 78

Swiftspace Trac 4 Powersystem 79

PET Colour Selections 80

 PET Ezobord Data Sheet81

Worksurface & Panel Laminate Selections 82

Metal Powder-Coat Selections 83

Construction 84

Condition of Sales, Return Policy & Warranty 89

Ordering..... 90

Terms & Conditions 91

Overview

Swiftspace gives workplaces the freedom of design, functionality and permanence to allow their employees to work how they want and where they want.


Swiftspace workstations offer a **fast** and **flexible** work space solution for both office and production facilities.

of the interior components into a strong, lightweight frame. Every station arrives mounted to swivel castors, fully assembled and ready to install in minutes.


A unique patented folding workspace incorporates all
One, Two, Three



1



2



3



1



2



3



1



2



3



1



2



3

Features and Benefits

What sets us apart?

Intelligent business decisions are not based on a quick glance, so one is encouraged to compare Swiftspace lines to competing desking and benching systems. The differences are astounding and speak in favour of these Swiftspace solutions:

- **Swiftspace Stations** are engineered to be set-up and taken down hundreds of times, without the loss of functionality. This process can be completed by anyone without tools, eliminating the need for a professional installer.
- **Swiftspace Stations** are on castors making them mobile. In other words a complete office layout can be achieved in minutes. Build it, move it, take it down or put it away with minimal fuss. If desired castor covers are available to hide castors.
- **Swiftspace Stations** come completely assembled with all of the necessary parts already attached to the workstation.
- **Swiftspace Stations** fold up in seconds. With this process complete, many Swiftspace Stations can be folded to save 75-85% of their previous cubic size, which means storage is a breeze.
- **Swiftspace Stations** are made to be both functional and cost effective. Comparably priced to other desking and benching systems, they require no additional set-up configuring expense.

How are we the same?

While the differences seen in Swiftspace systems are what makes them a better fit for modern office spaces, their look, feel and statement of line make them comparable to other systems. It's permanent furniture with the ability to change - not in 5 hours but, in 5 minutes. These features include:

- Different lengths and widths of worksurfaces
- Different wall heights and lengths
- Minimalistic support structure
- Centre and side storage components
- Multiple privacy solutions
- Mobile storage solutions
- Power/data solutions
- Lighting solutions
- Adjustable height solutions



Foresight 4860, SOLO SS90D5266L5266R and Shape 2460

Sustainability



1. Polycarbonate

Engineered to use 99% of material, and contains up to 20% reground material.

2. Laminate Adhesive

Solvent free, water based PVA which meets Greenguard Indoor Air Quality Standards for Low Emitting Products.

3. Panels

Engineered to maximize the utilization of standard size sheets of material.

4. EZO Acoustic Panels

Are 100% recyclable, and contain 50% recycled PET.

5. Modular Design

All components can be easily replaced in the field, increasing product life.

6. Particleboard and MDF

CARB compliant, produced using no added urea-formaldehyde resin, made from 100% recycled and/or recovered pre-consumer wood material.

Additional Environmental Points

- Stations are certified MAS Green Standard for low VOC emissions. As part of the certification the products comply with the following designations:
 - ANSI/BIFMA x7.1-2011(2016)
 - ANSI/BIFMA e2014 7.6.1, 7.6.2
 - ANSI/BIFMA e2014 7.6.1, 7.6.2, 7.6.3
 - ANSI/BIFMA e2014 7.6.3
 - California Dept. of Public Health Standard Method v1.2.
 - LEED v4 ID+C, BD+C. This conforms with the same standards as the SCS Indoor Air Quality Standards
- All of our major suppliers are within a 50 mile radius from our facility
- Products are shipped on castors in a single cardboard sleeve, no tow-motors needed.
- Ships in 15-25% of the space required for traditional workstations, and is 50-60% lighter
- Stations can be set-up and reconfigured hundreds of times, promoting reuse



Working towards LEED accreditation?

Swiftspace products can contribute towards LEED credits visit: www.swiftspaceinc.com/resources/environmental/ for more information.

Shift Overview



1. Wall Height

Standard heights are 29", 41", 52" and 66". Panel Extenders can be added for additional height and privacy. Various material options available.

2. Visual Privacy

High-pressure laminate comes standard. Whiteboard laminate and stick on ezoBord panels are also available

3. Worksurface

Standard depth is 24". Standard lengths are 60" and 72" and 96". Custom lengths available. Straight surface comes standard. Option to add Flipover Surface.

4. Height Adjust

Option to convert surface to electric height adjust by adding plug and play control box. Height ranges from 21.9" to 48.1"

5. Accessory Rail

For mounting monitors, shelves, paper slots, and binder storage.

6. Power and Data

Option to add power bar with 15 ft power cord for flexible connection to wall, floor or other stations. For longer runs, a 4-circuit 80 amp quick connect/disconnect power system can be added in the Power and Data trough (which comes standard) Separate compartment for running up to 40 data cables.

7. Accessories

Height-adjustable keyboard arms and trays available for add-on

8. Mobile Storage

Complete line of mobile pedestals, storage towers, and lateral files available.

9. Corner and Castor Covers

Corner and castor covers come standard. Castors can be removed and replaced with adjustable glides that have 1" of height adjustment for surface leveling on uneven floors. Glides to not scratch or mar flooring either carpet or hard flooring.

10. Mobility Lock

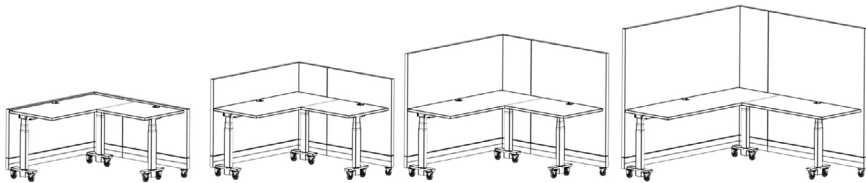
Stations can be fixed in place using a castor lock or linking plate to link to next station. Locks can only be removed with a screwdriver. Option for tamper-proof screws.

Stations can be ordered with cockpit surfaces at no additional cost. Specify cockpit surfaces when requesting a quote.

Locking Bracket available to prevent caster locking tab from becoming disengaged. Available upon request at no additional cost. 2 locks/station.

Standard height-adjust controller has integrated Bluetooth compatibility. Please specify if Bluetooth is **not** required.

29"H L-Shaped



MODEL #	PRODUCT DESCRIPTION	OPEN FOOTPRINT (LEFT x RIGHT)	CLOSED FOOTPRINT (DEEP x WIDE)	OPEN WORK SURFACE (HIGH x DEEP)	HEIGHT (IN INCHES)	WEIGHT (IN LBS)	PRICE (IN USD)
SSHF2960L2960R W or S	29H Shift 5x5 L-Shape station w/ white or silver frame	60" x 60"	20" Deep x 60" Wide	29" High - 24" Deep	29"	214 lbs	\$2,285.74
SSHF2972L2972R W or S	29H Shift 6x6 L-shape station w/ white or silver frame	72" x 72"	20" Deep x 72" Wide	29" High - 24" Deep	29"	243 lbs	\$2,507.19
SSHF2996L2996R W or S	29H Shift 8x8 L-shape station w/ white or silver frame	96" x 96"	20" Deep x 96" Wide	29" High - 24" Deep	29"	294 lbs	\$2,922.70

Height Adjust Add-on

SSHFHA	Height Adjust Add-On - 21.9" to 48.1" Height Range	\$220.99
--------	--	----------

41"H L-Shaped

MODEL #	PRODUCT DESCRIPTION	OPEN FOOTPRINT (LEFT x RIGHT)	CLOSED FOOTPRINT (DEEP x WIDE)	OPEN WORK SURFACE (HIGH x DEEP)	HEIGHT (IN INCHES)	WEIGHT (IN LBS)	PRICE (IN USD)
SSHF4160L4160R W or S	41H Shift 5x5 L-Shape station w/ white or silver frame	60" x 60"	20" Deep x 60" Wide	29" High - 24" Deep	41"	233 lbs	\$2,436.42
SSHF4172L4172R W or S	41H Shift 6x6 L-shape station w/ white or silver frame	72" x 72"	20" Deep x 72" Wide	29" High - 24" Deep	41"	267 lbs	\$2,657.87
SSHF4196L4196R W or S	41H Shift 8x8 L-shape station w/ white or silver frame	96" x 96"	20" Deep x 96" Wide	29" High - 24" Deep	41"	326 lbs	\$3,073.37

Height Adjust Add-on

SSHFHA	Height Adjust Add-On - 21.9" to 48.1" Height Range	\$220.99
--------	--	----------

52"H L-Shaped

MODEL #	PRODUCT DESCRIPTION	OPEN FOOTPRINT (LEFT x RIGHT)	CLOSED FOOTPRINT (DEEP x WIDE)	OPEN WORK SURFACE (HIGH x DEEP)	HEIGHT (IN INCHES)	WEIGHT (IN LBS)	PRICE (IN USD)
SSHF5260L5260R W or S	52H Shift 5x5 L-Shape station w/ white or silver frame	60" x 60"	20" Deep x 60" Wide	29" High - 24" Deep	52"	252 lbs	\$2,696.68
SSHF5272L5272R W or S	52H Shift 6x6 L-shape station w/ white or silver frame	72" x 72"	20" Deep x 72" Wide	29" High - 24" Deep	52"	290 lbs	\$2,973.38
SSHF5296L5296R W or S	52H Shift 8x8 L-shape station w/ white or silver frame	96" x 96"	20" Deep x 96" Wide	29" High - 24" Deep	52"	356 lbs	\$3,428.15

Height Adjust Add-on

SSHFHA	Height Adjust Add-On - 21.9" to 48.1" Height Range	\$220.99
--------	--	----------

66"H L-Shaped

MODEL #	PRODUCT DESCRIPTION	OPEN FOOTPRINT (LEFT x RIGHT)	CLOSED FOOTPRINT (DEEP x WIDE)	OPEN WORK SURFACE (HIGH x DEEP)	HEIGHT (IN INCHES)	WEIGHT (IN LBS)	PRICE (IN USD)
SSHF6660L6660R W or S	66H Shift 5x5 L-Shape station w/ white or silver frame	60" x 60"	20" Deep x 60" Wide	29" High - 24" Deep	66"	277 lbs	\$2,923.61
SSHF6672L6672R W or S	66H Shift 6x6 L-shape station w/ white or silver frame	72" x 72"	20" Deep x 72" Wide	29" High - 24" Deep	66"	321 lbs	\$3,162.41
SSHF6696L6696R W or S	66H Shift 8x8 L-shape station w/ white or silver frame	96" x 96"	20" Deep x 96" Wide	29" High - 24" Deep	66"	392 lbs	\$3,655.08

Height Adjust Add-on

SSHFHA	Height Adjust Add-On - 21.9" to 48.1" Height Range	\$220.99
--------	--	----------

Station has 1" pinch gap between work-surface and wall
Panel edge-band comes standard in White or Black


Laminate comes with horizontal grain direction as standard

Shift Accessories

MODEL #	PRODUCT DESCRIPTION	PRICE (IN USD)
---------	---------------------	-------------------

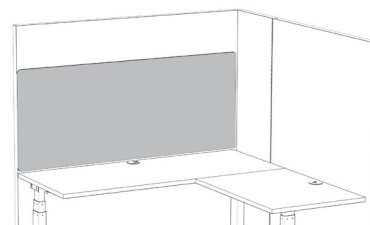
12" Stick-On Ezo Panel

SSHF1254EZO	12" Stick-On PET Acoustic Ezobord panel - 54" wall	\$110.95
SSHF1260EZO	12" Stick-On PET Acoustic Ezobord panel - 60" wall	\$139.72
SSHF1272EZO	12" Stick-On PET Acoustic Ezobord panel - 72" wall	\$190.40
SSHF1296EZO	12" Stick-On PET Acoustic Ezobord panel - 96" wall	\$221.45



24" Stick-On Ezo Panel

SSHF2454EZO	24" Stick-On PET Acoustic Ezobord panel - 54" wall	\$209.58
SSHF2460EZO	24" Stick-On PET Acoustic Ezobord panel - 60" wall	\$231.04
SSHF2472EZO	24" Stick-On PET Acoustic Ezobord panel - 72" wall	\$265.74
SSHF2496EZO	24" Stick-On PET Acoustic Ezobord panel - 96" wall	\$401.35



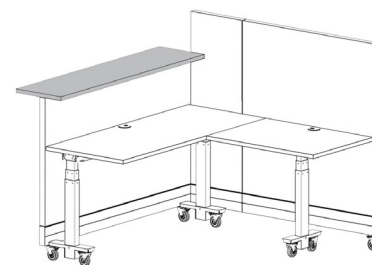
Clip-On Ezo Panel

SSHF2454HEZO	24"H 54"W Clip-On PET Acoustic Ezobord Panel	\$209.58
SSHF2460HEZO	24"H 60"W Clip-On PET Acoustic Ezobord Panel	\$231.04
SSHF2472HEZO	24"H 72"W Clip-On PET Acoustic Ezobord Panel	\$265.74
SSHF2496HEZO	24"H 96"W Clip-On PET Acoustic Ezobord Panel	\$401.35

Transaction Top

SSTR48	Transaction Top For 4x4 (48in Wall)	\$252.50
SSTR54	Transaction Top For 5x5 (54in Wall)	\$485.82
SSTR66	Transaction Top For 6x6 (66in Wall)	\$485.82
SSTR90	Transaction Top For 8x8 (90in Wall)	\$485.82

When combined with Height Adjust add-on, Height Adjust will have limit of 39"H max.



Flip-over Surface

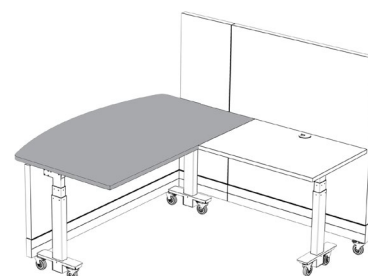
SSFS	Flip-over top straight edge	\$178.99
SSFB	Flip-over top bow edge	\$178.99

Flip-over surfaces **must** be ordered with Height Adjust add-on (SSHFA)

SSSHPBAT	Shape Battery UL6	\$174.88
----------	-------------------	----------

The BA001 is a high-performance lithium-Ion battery with a capacity of 2.15 Ah. The battery box features LED light bars indicating capacity level and audio alarm when it needs to be charged. The BA001 is a very compact unit that comes standard with a mounting bracket for easy exchange of the battery.

At full charge with a 1/2 load weight (125lbs) on the worksurface the battery will move the Shape worksurface all the way up and down aprox. 35 times.

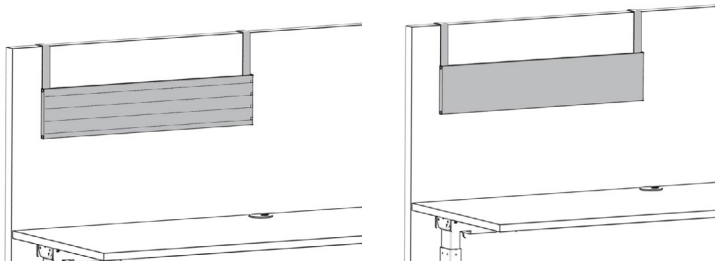


Shift Accessories

MODEL #	PRODUCT DESCRIPTION	PRICE (IN USD)
---------	---------------------	-------------------

Clip-On Magnetic Whiteboard

SSHF12MWB	12"H 24"W Clip-On Magnetic Whiteboard	\$157.53
SSHF24MWB	24"H 24"W Clip-On Magnetic Whiteboard	\$196.79
SSHF36MWB	24"H 36"W Clip-On Magnetic Whiteboard	\$255.70



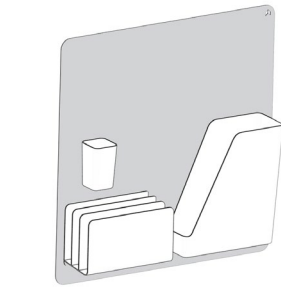
Accessory Rail

SSARC30	Hanging Accessory rail - 30" long	\$235.15
---------	-----------------------------------	----------

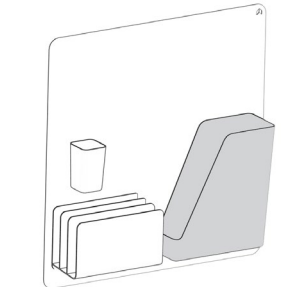
Accessory rails hang 11.5" from the worksurface. Unless ordered with the 39"H Station where the accessory rail hangs flush with the worksurface.

Magnetic Accessories

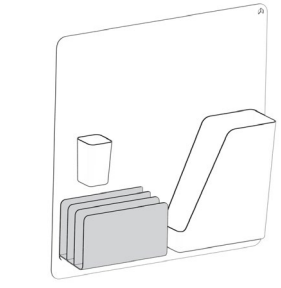
SSSMW12x24	12" x 24" Writable Magnetic Whiteboard with logo	\$73.97
SSSMW18x24	12" x 24" Writable Magnetic Whiteboard with logo	\$89.49
SSSMW24x24	24" x 24" Writable Magnetic Whiteboard with logo	\$102.74
SSMAPD	Magnetic Paper Divider	\$42.01
SSMAPC	Magnetic Pencil Cup	\$15.98
SSMABB	Magnetic Book Bin	\$42.01



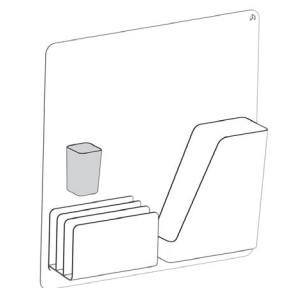
SSSMW24x24



SSMABB



SSMAPD



SSMAPC

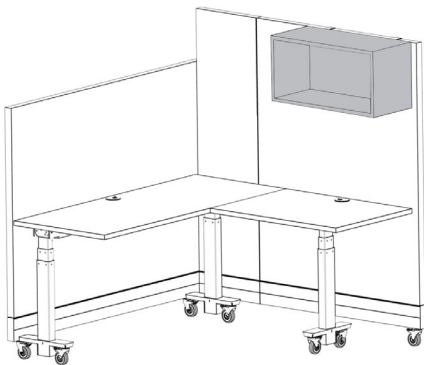
Open Cabinet

SSFLHLS1427	Low Hung End Cabinet Open Box (Laminate) 27"W x 14"H x 12"D	\$287.66
-------------	--	----------

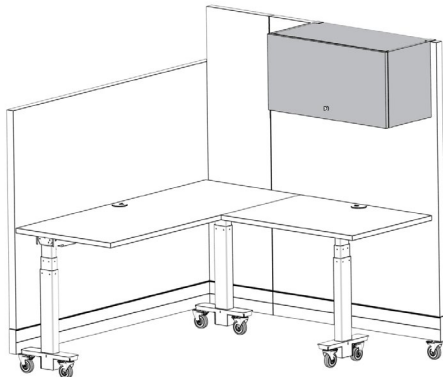
Only 1 per stations Must be mounted on Main Wall 66"H.

Overhead

MODEL #	PRODUCT DESCRIPTION	WIDTH (IN INCHES)	HEIGHT (IN INCHES)	PRICE (IN USD)
SSOHS30W	30" W Metal Overhead with lock	13.5"	15"	\$357.52



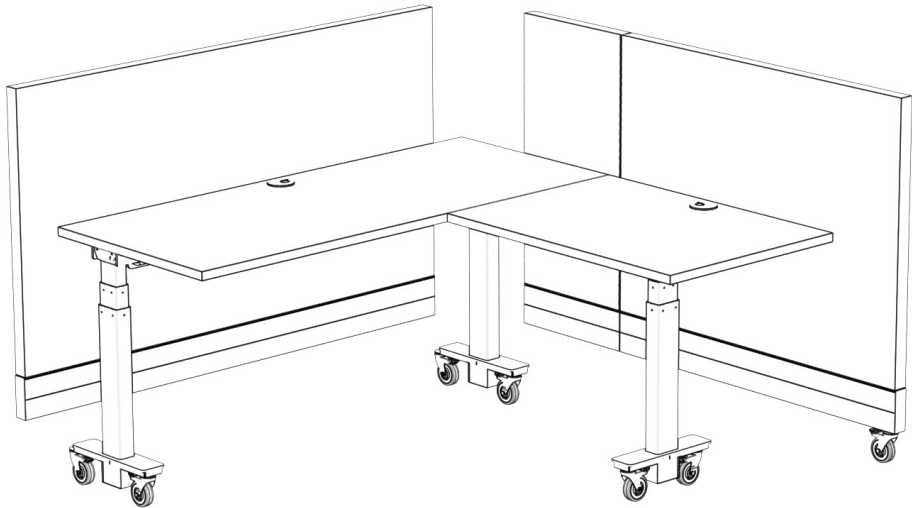
SSFLHLS1427



SSOHS30W

Model Selection Chart - Shift

Swiftspace Shift stations can be ordered in different wall and worksurface lengths. Please see chart below to create the Custom Part Number. Table included in total cost



Left Wall + Right Wall

To determine the list price of a station, pick a Left Wall, and Right Wall. When ordering specify White, Silver or Custom frame colour eg.

SSHF4160L52696RCW: 2425.50 + \$3638.50 = \$6064 List

Left Wall

Wall Height	Wall Length - Worksurface and Gable included in price		
	60"	72"	96"
29"	\$1133.86	\$1253.64	\$1461.33
41"	\$1218.23	\$1328.98	\$1536.67
52"	\$1348.82	\$1486.69	\$1713.97
66"	\$1461.82	\$1581.12	\$1827.47

ONE Choose the height and length of the left wall

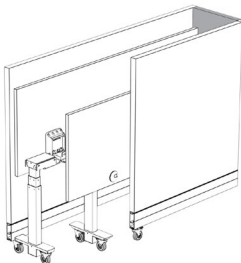
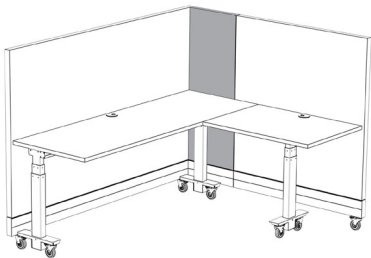
+

Right Wall

Wall Height	Wall Length - Worksurface and Gable included in price		
	60"	72"	96"
29"	\$1133.86	\$1253.64	\$1461.33
41"	\$1218.23	\$1328.98	\$1536.67
52"	\$1348.82	\$1486.69	\$1713.97
66"	\$1461.82	\$1581.12	\$1827.47

TWO Choose the height and length of the right wall

+



THREE Shorter wall will have 16" W hinged segment

Fused Overview



1. Wall Height

Standard heights are 39", 50" and 63". Panel extenders can be added for increased height, various material options available for panel extenders.

2. Worksurface*

Standard depth is 24" deep and 48", 60", 66", or 72" wide. Custom lengths available. Work surfaces come standard with notch and centered grommet. Option to add electric height adjust surface which ranges from 21.9" to 48.1"

*These are the overall dimensions of the unit

3. Power and Data

Option to add power bar with 15 ft power cord for flexible connection to wall, floor or other stations. For longer runs, a 4-circuit 80 amp quick connect/disconnect power system can be added. Separate compartment for running up to 40 data cables.

4. Visual Privacy

High-pressure laminate comes standard. Whiteboard, sound-dampening material or fabric-covered tack-boards are also available.

5. Accessories

Height-adjustable keyboard arms and trays available for add-on.

6. Accessory Rail

For mounting monitors, shelves, paper slots and binder storage.

7. Storage

Built in side storage with upper open shelves or door with either a full size drawer or box/box/file. Other storage options are under surface box/file hanging storage with lock, above surface with adjustable open shelving, or adjustable shelving with lockable door.

8. Casters

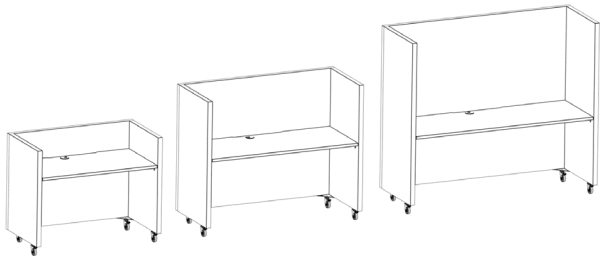
Castors can be removed and replaced with adjustable glides that have 1" of height adjustment for surface leveling on uneven floors. Glides to not scratch or mar flooring either carpet or hard flooring.

Castor lock available at no charge, upon request. 2 locks/station.

Panel edgeband comes standard in White, Black or Slate
Frame comes standard in White or Silver - other colours available see page 89

Standard height-adjust controller has integrated Bluetooth compatibility. Please specify if Bluetooth is **not** required.

Fused



MODEL #	PRODUCT DESCRIPTION	OPEN FOOTPRINT (LEFT x RIGHT)	OPEN WORK SURFACE (HIGH x DEEP)	PRICE (IN USD)
---------	---------------------	----------------------------------	------------------------------------	-------------------

39" Height

SSFUS3948	Fused - 39"H x 48"L	26" x 48"	24" Deep x 46" Wide	\$1,138.30
SSFUS3960	Fused - 39"H x 60"L	26" x 60"	24" Deep x 58" Wide	\$1,220.95
SSFUS3966	Fused - 39"H x 66"L	26" x 66"	24" Deep x 64" Wide	\$1,304.51
SSFUS3972	Fused - 39"H x 72"L	26" x 72"	24" Deep x 70" Wide	\$1,525.96

50" Height

SSFUS5048	Fused - 50"H x 48"L	26" x 48"	24" Deep x 46" Wide	\$1,193.55
SSFUS5060	Fused - 50"H x 60"L	26" x 60"	24" Deep x 58" Wide	\$1,304.05
SSFUS5066	Fused - 50"H x 66"L	26" x 66"	24" Deep x 64" Wide	\$1,415.00
SSFUS5072	Fused - 50"H x 72"L	26" x 72"	24" Deep x 70" Wide	\$1,636.45

63" Height

SSFUS6348	Fused - 63"H x 48"L	26" x 48"	24" Deep x 46" Wide	\$1,415.00
SSFUS6360	Fused - 63"H x 60"L	26" x 60"	24" Deep x 58" Wide	\$1,497.65
SSFUS6366	Fused - 63"H x 66"L	26" x 66"	24" Deep x 64" Wide	\$1,581.21
SSFUS6372	Fused - 63"H x 72"L	26" x 72"	24" Deep x 70" Wide	\$1,802.66

Laminate comes with horizontal grain direction as standard

Fused Accessories

MODEL #	PRODUCT DESCRIPTION	PRICE (IN USD)
SSFUSHA	Height Adjust Add-On	\$606.82
SSFUSUSBF	BF Pedestal Mounted Under Surface	\$377.15

Standard Height Adjust controller has integrated Bluetooth compatibility. Other options available.

SSFUSDT48	Fused Power / Data Trough (48")	\$170.77
SSFUSDT60	Fused Power / Data Trough (60")	\$195.88
SSFUSDT66	Fused Power / Data Trough (66")	\$210.95
SSFUSDT72	Fused Power / Data Trough (72")	\$226.02

SSSHPBAT	Shape Battery UL6	\$174.88
----------	-------------------	----------

The BA001 is a high-performance lithium-Ion battery with a capacity of 2.15 Ah. The battery box features LED light bars indicating capacity level and audio alarm when it needs to be charged. The BA001 is a very compact unit that comes standard with a mounting bracket for easy exchange of the battery.

At full charge with a 1/2 load weight (125lbs) on the worksurface the battery will move the Shape worksurface all the way up and down aprox. 35 times.

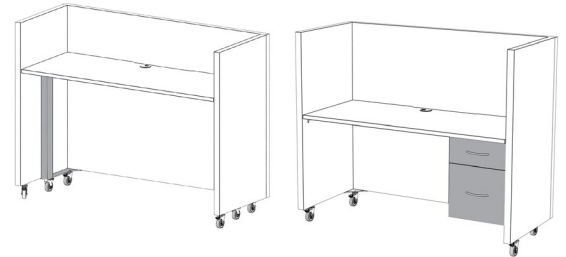
SSTR48	Transaction Top For 4x4 (48in Wall)	\$252.50
SSTR54	Transaction Top For 5x5 (54in Wall)	\$485.82
SSTR66	Transaction Top For 6x6 (66in Wall)	\$485.82
SSTR90	Transaction Top For 8x8 (90in Wall)	\$485.82

Metal Upper Cabinet (Open Market)

SSWCC23H10W23.5DDL	Fused/Strata 23" H Upper Cabinet Door with Lock Open Left	\$505.00
SSWCC23H10W23.5DDR	Fused/Strata 23" H Upper Cabinet Door with Lock Open Right	\$505.00
SSWCC31H10W23.5DDL	Fused/Strata 31" H Upper Cabinet Door with Lock Open Left	\$529.20
SSWCC31H10W23.5DDR	Fused/Strata 31" H Upper Cabinet Door with Lock Open Right	\$529.20

Laminate Upper Cabinet (Open Market)

SSS+AboveSurfaceOpen	Solo+ Above Surface Storage Adjustable Shelf - Open	\$261.18
SSSMAboveSurfaceOpen	Summit Above Surface Storage Adjustable Shelf - Open	\$299.99
SSS+AboveSurfaceLock	Solo+ Above Surface Storage Adjustable Shelf - Locking Door	\$280.81
SSSMAboveSurfaceLock	Summit Above Surface Storage Adjustable Shelf - Locking Door	\$322.82



Fused Accessories

MODEL #	PRODUCT DESCRIPTION	PRICE (IN USD)
---------	---------------------	-------------------

Accessory Rail

SSARC30	Hanging Accessory rail - 30" long	\$235.15
---------	-----------------------------------	----------

Open Cabinet

SSFLHLS1427	Low Hung End Cabinet Open Box (Laminate) 27"W x 14"H x 12"D	\$287.66
-------------	--	----------



Overheads

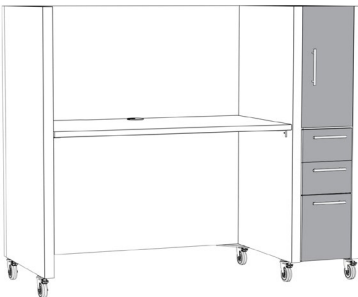
MODEL #	PRODUCT DESCRIPTION	WIDTH (IN INCHES)	HEIGHT (IN INCHES)	PRICE (IN USD)
SSOHS48W	48" W Overhead with lock	13.5"	15"	\$378.52
SSOHS60W	60" W Overhead with lock	13.5"	15"	\$397.24

Available in whiteboard finish at no additional cost



Side Storage (Open Market)

SSFUSSEOS	Single side entry drawer with open shelves	\$1,362.04
SSFUSSESD	Single side entry drawer with shelves and door	\$1,520.48
SSFUSBBFOS	Narrow BBF with open shelves	\$1,340.12
SSFUSBBFSD	Narrow BBF with shelves and door	\$1,498.10



Side Storage included in overall footprint.
Worksurface reduced by 14".

ex. 63H x 60W Fused with side storage will
have a 42W Surface.

Fused Panels

MODEL #	PRODUCT DESCRIPTION	PRICE (IN USD)
---------	---------------------	-------------------

48" Wide

SSFUSWWBM3948	Whiteboard One Side, Laminate Other - Fused 3948	\$96.80
SSFUSWBB3948	Whiteboard on Inside and Outside - Fused 3948	\$194.06
SSFUSTB3948	Fabric covered tackboards on Inside - Fused 3948	\$221.45
SSFUSEZO3948	PET Acoustic Ezobord Upper Panel - Fused 3948	\$152.05
SSFUSWWBM5048	Whiteboard One Side, Laminate Other - Fused 5048	\$110.95
SSFUSWBB5048	Whiteboard on Inside and Outside - Fused 5048	\$221.45
SSFUSTB5048	Fabric covered tackboards on Inside - Fused 5048	\$290.85
SSFUSEZO5048	PET Acoustic Ezobord Upper Panel - Fused 5048	\$207.75
SSFUSWWBM6348	Whiteboard One Side, Laminate Other - Fused 6348	\$138.81
SSFUSWBB6348	Whiteboard on Inside and Outside - Fused 6348	\$276.70
SSFUSTB6348	Fabric covered tackboards on Inside - Fused 6348	\$360.26
SSFUSEZO6348	PET Acoustic Ezobord Upper Panel - Fused 6348	\$332.40

60" Wide

SSFUSWWBM3960	Whiteboard One Side, Laminate Other - Fused 3960	\$110.95
SSFUSWBB3960	Whiteboard on Inside and Outside - Fused 3960	\$207.75
SSFUSTB3960	Fabric covered tackboards on Inside - Fused 3960	\$235.15
SSFUSEZO3960	PET Acoustic Ezobord Upper Panel - Fused 3960	\$166.20
SSFUSWWBM5060	Whiteboard One Side, Laminate Other - Fused 5060	\$138.81
SSFUSWBB5060	Whiteboard on Inside and Outside - Fused 5060	\$249.76
SSFUSTB5060	Fabric covered tackboards on Inside - Fused 5060	\$320.99
SSFUSEZO5060	PET Acoustic Ezobord Upper Panel - Fused 5060	\$227.39
SSFUSWWBM6360	Whiteboard One Side, Laminate Other - Fused 6360	\$166.20
SSFUSWBB6360	Whiteboard on Inside and Outside - Fused 6360	\$332.40
SSFUSTB6360	Fabric covered tackboards on Inside - Fused 6360	\$401.35
SSFUSEZO6360	PET Acoustic Ezobord Upper Panel - Fused 6360	\$346.10

Fused Panels

MODEL #	PRODUCT DESCRIPTION	PRICE (IN USD)
---------	---------------------	-------------------

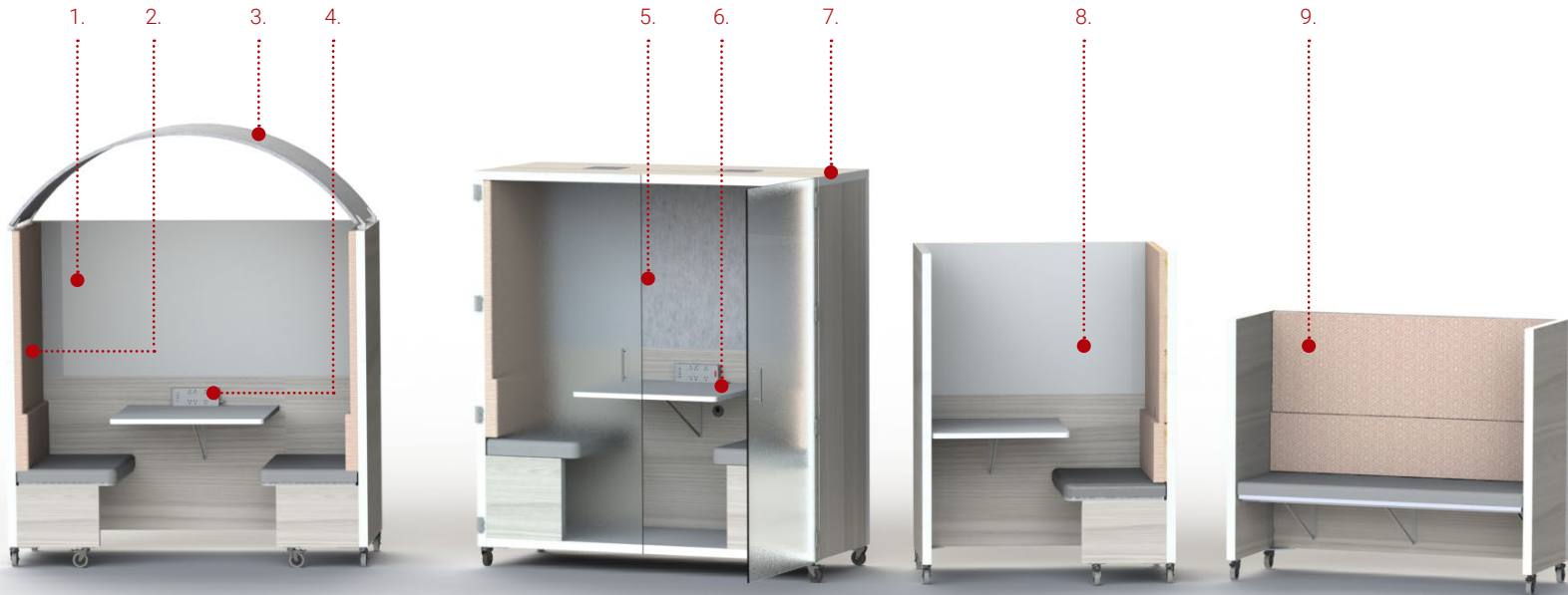
66" Wide

SSFUSWWBM3966	Whiteboard One Side, Laminate Other - Fused 3966	\$124.65
SSFUSWBB3966	Whiteboard on Inside and Outside - Fused 3966	\$221.45
SSFUSTB3966	Fabric covered tackboards on Inside - Fused 3966	\$249.76
SSFUSEZO3966	PET Acoustic Ezobord Upper Panel - Fused 3966	\$179.90
SSFUSWWBM5066	Whiteboard One Side, Laminate Other - Fused 5066	\$152.05
SSFUSWBB5066	Whiteboard on Inside and Outside - Fused 5066	\$263.00
SSFUSTB5066	Fabric covered tackboards on Inside - Fused 5066	\$335.14
SSFUSEZO5066	PET Acoustic Ezobord Upper Panel - Fused 5066	\$241.08
SSFUSWWBM6366	Whiteboard One Side, Laminate Other - Fused 6366	\$179.90
SSFUSWBB6366	Whiteboard on Inside and Outside - Fused 6366	\$346.10
SSFUSTB6366	Fabric covered tackboards on Inside - Fused 6366	\$415.51
SSFUSEZO6366	PET Acoustic Ezobord Upper Panel - Fused 6366	\$360.26

72" Wide

SSFUSWWBM3972	Whiteboard One Side, Laminate Other - Fused 3972	\$152.05
SSFUSWBB3972	Whiteboard on Inside and Outside - Fused 3972	\$249.76
SSFUSTB3972	Fabric covered tackboards on Inside - Fused 3972	\$276.70
SSFUSEZO3972	PET Acoustic Ezobord Upper Panel - Fused 3972	\$207.75
SSFUSWWBM5072	Whiteboard One Side, Laminate Other - Fused 5072	\$179.90
SSFUSWBB5072	Whiteboard on Inside and Outside - Fused 5072	\$290.85
SSFUSTB5072	Fabric covered tackboards on Inside - Fused 5072	\$362.54
SSFUSEZO5072	PET Acoustic Ezobord Upper Panel - Fused 5072	\$268.02
SSFUSWWBM6372	Whiteboard One Side, Laminate Other - Fused 6372	\$207.75
SSFUSWBB6372	Whiteboard on Inside and Outside - Fused 6372	\$373.50
SSFUSTB6372	Fabric covered tackboards on Inside Fused 6372	\$442.90
SSFUSEZO6372	PET Acoustic Ezobord Upper Panel - Fused 6372	\$387.65

Dos Overview



1. Wall Height

Standard height is 52" or 66". For visual privacy high-pressure laminate is standard. Whiteboard laminate, sound dampening material or fabric-covered tackboards are also available to be added to the back wall for an additional charge.

2. Upholstered Back and Seat

Comfortable and convenient mobile meeting room or seating area for one or two. Cushions available in various coverings.

3. Removable Canopy

Easy to add and remove canopy made from sound-dampening material available as an option. Increases height to 76"

4. Power and Data

For an up-charge there is access to 15 amps of power available through a detachable power bar with six electrical outlets, four USB charging ports and a fifteen-foot power cord that can be plugged into any regular outlet.

5. Back Wall

Back wall is hinged to allow it to be folded down so that booths can be added together for larger groups. High pressure laminate comes standard. Whiteboard, sound-dampening material or fabric-covered tackboards are also available.

6. Worksurface

30"W x 27"D fixed height table is standard. Space on the end allows the worksurface to be wheelchair accessible. An additional pullout worksurface that is 24"W x 14"D can be added to the end to create space for a third person.

7. DOS+

Standard DOS Booth with addition of Roof, Light, Ventilation, Fans, Power and Doors. Standard height is 77" Whiteboard laminate, sound dampening material or fabric-covered tackboards are also available to be added to the back wall for an additional charge.

8. Single Seat

Comfortable and convenient mobile meeting room or one. The DOS Single is 48"W. For visual privacy high-pressure laminate is standard. Whiteboard laminate, sound dampening material or fabric-covered tackboards are also available to be added to the back wall for an additional charge.

9. Bench

Comfortable and convenient mobile bench seating. Standard heights are 39", 50", or 63" with various widths. Cushions are available in various coverings.

Worksurface can be ordered with a Comfort-Cut at no additional cost. Specify when requesting quote.

Locking Bracket available to prevent caster locking tab from becoming disengaged. Available upon request at no additional cost. 2 locks/station.

Panel edgeband comes standard in White, Black or Slate
Frame comes standard in White or Silver - other colours available see page 89

DOS



DOS Single

DOS Double

DOS+ Double

DOS+ Single

MODEL #	PRODUCT DESCRIPTION	OPEN FOOTPRINT (LEFT x RIGHT)	SEAT HEIGHT	SEAT DEPTH	HEIGHT (IN INCHES)	PRICE (IN USD)
SSDOS5070	DOS Double Seat Booth - 52" Height	29" x 70"	19"	20"	52"	\$2,630.47
SSDOS6370	DOS Double Seat Booth - 66" Height	29" x 70"	19"	20"	66"	\$2,741.43
SSDOS5048	DOS Single Seat Booth- 52" H	29" x 48"	19"	20"	52"	\$2,539.15
SSDOS6648	DOS Single Seat Booth-66"H	29" x 48"	19"	20"	66"	\$2,671.11
SSDOS7748SSDOSPAK	DOS+ Single Seat Booth 77"H, includes: Roof, Light, Ventilation, Fans, Power, Doors, Power Bar	29" x 48"	19"	20"	77"	\$3,406.24
SSDOS7770SSDOSPAK	DOS+ Double Seat Booth 77"H, includes: Roof, Light, Ventilation, Fans, Power, Doors, Power Bar	29" x 70"	19"	20"	77"	\$4,375.60

DOS Accessories

MODEL #	PRODUCT DESCRIPTION	PRICE (IN USD)
---------	---------------------	-------------------

Single DOS & DOS+

SSDOSWWBM50	Whiteboard Inside, Laminate Outside - 70"W x 17"H Upper Panel	\$152.05
SSDOSWBB50	Whiteboard on Inside and Outside - 70"Wx 17"H Upper Panel	\$263.00
SSDOSTB50	Fabric covered tackboards on Inside and Outside - 70"W x 17"H Upper Panel	\$340.62
SSDOSEZO50	PET Acoustic Ezobord Back Panel - 70W x 17"H Upper Panel	\$265.74
SSDOSWWBM63	Whiteboard Inside, Laminate Outside - 70"W x 30"H Upper Panel	\$182.64
SSDOSWBB63	Whiteboard on Inside and Outside - 70"W x 30"H Upper Panel	\$346.10
SSDOSTB63	Fabric covered tackboards on Inside and Outside - 70"W x 30"H Upper Panel	\$418.25
SSDOSEZO63	PET Acoustic Ezobord Back Panel - 70"W x 30H" Upper Panel	\$365.74

Panel upgrades apply only to the UPPER segment of the back panel. The bottom remains laminate.

Double DOS & DOS+

SSDOSWWBM50S	Whiteboard Inside, Laminate Outside - 48"W x 17"H Upper Panel	\$152.05
SSDOSWBB50S	Whiteboard on Inside and Outside - 48"W x 17"H Upper Panel	\$263.00
SSDOSTB50S	Fabric covered tackboards on Inside and Outside - 48"W x 17"H Upper Panel	\$340.62
SSDOSEZO50S	PET Acoustic Ezobord Back Panel - 48"W x 17"H Upper Panel	\$265.74
SSDOSWWBM63S	Whiteboard Inside, Laminate Outside - 48"W x 30"H Upper Panel	\$182.64
SSDOSWBB63S	Whiteboard on Inside and Outside - 48"W x 30"H Upper Panel	\$346.10
SSDOSTB63S	Fabric covered tackboards on Inside and Outside - 48"W x 30"H Upper Panel	\$418.25
SSDOSEZO63S	PET Acoustic Ezobord Back Panel - 48"W x 30"H Upper Panel	\$365.74

Panel upgrades apply only to the UPPER segment of the back panel. The bottom remains laminate.

Seat only available in Vinyl Upholstery can be ordered from any of our standard seating upholstery from CF Stinson. To view go to www.cfstinson.com and select 'Seating'. Vinyl can be ordered from other suppliers however, an up-charge will be applied for cost in excess of \$25/yard.

Seat Back is upholstered, from seat to height of panel.

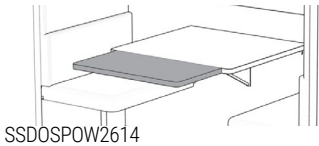
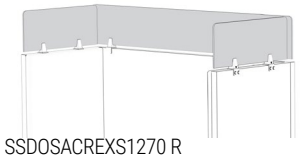
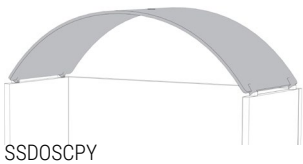
Laminate comes with horizontal grain direction as standard

DOS Plus Side Panels will have vertical grain direction

For fabric panel choices go to www.swiftspaceinc.com/design/ visit the CFStinson portal and click on 'Performance Seating'

Single + Double

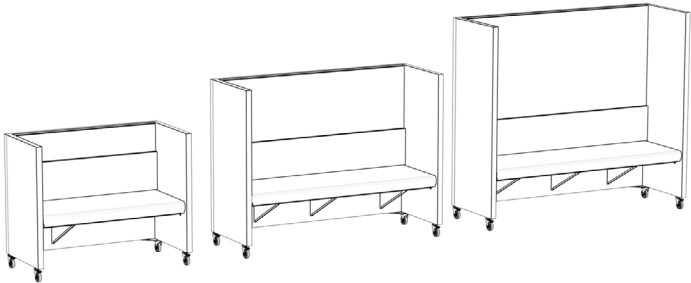
SSDOSCPY	PET Acoustic Ezobord Canopy	\$969.36
SSDOSPOW2614	Pull-out Worksurface 24" w x 14"D	\$219.17
SSDOSACREXS1270 B or R	Acrylic Panel Extender Set 12"H (3 pieces) - Bowed or Rectangular	\$407.29
SSDOSACREXS2470 B or R	Acrylic Panel Extender Set 24"H (3 pieces) - Bowed or Rectangular	\$773.48
SSDOSEZOEXS1270 B or R	PET Acoustic Ezobord Panel Extender Set 12"H (3 pieces) - Bowed or Rectangular	\$548.83
SSDOSEZOEXS2470 B or R	PET Acoustic Ezobord Panel Extender Set 24"H (3 pieces) - Bowed or Rectangular	\$960.69



DOS & DOS+

SSPMS	Panel mount for TV/Monitor screen	\$192.23
SSDOSPOW2614	Pull-out Worksurface 24" w x 14"D	\$219.17

DOS Bench



MODEL #	PRODUCT DESCRIPTION	FOOTPRINT (LEFT x RIGHT)	SEAT HEIGHT (DEEP x WIDE)	SEAT DEPTH (HIGH x DEEP)	SEAT WIDTH (IN INCHES)	SEAT WEIGHT (IN LBS)	PRICE (IN USD)
---------	---------------------	-----------------------------	------------------------------	-----------------------------	---------------------------	-------------------------	-------------------

39" Height

SSFUS3948 (Bench)	Bench - 39"H x 48"L	26" x 48"	19"	20"	46"	500 lbs	\$1,137.85
SSFUS3960 (Bench)	Bench - 39"H x 60"L	26" x 60"	19"	20"	58"	500 lbs	\$1,220.95
SSFUS3966 (Bench)	Bench - 39"H x 66"L	26" x 66"	19"	20"	64"	500 lbs	\$1,304.05
SSFUS3972 (Bench)	Bench - 39"H x 72"L	26" x 72"	19"	20"	70"	500 lbs	\$1,525.96

50" Height

SSFUS5048 (Bench)	Bench - 50"H x 48"L	26" x 48"	19"	20"	46"	500 lbs	\$1,193.10
SSFUS5060 (Bench)	Bench - 50"H x 60"L	26" x 60"	19"	20"	58"	500 lbs	\$1,304.51
SSFUS5066 (Bench)	Bench - 50"H x 66"L	26" x 66"	19"	20"	64"	500 lbs	\$1,415.00
SSFUS5072 (Bench)	Bench - 50"H x 72"L	26" x 72"	19"	20"	70"	500 lbs	\$1,636.45

63" Height

SSFUS6348 (Bench)	Bench - 63"H x 48"L	26" x 48"	19"	20"	46"	500 lbs	\$1,415.00
SSFUS6360 (Bench)	Bench - 63"H x 60"L	26" x 60"	19"	20"	58"	500 lbs	\$1,497.65
SSFUS6366 (Bench)	Bench - 63"H x 66"L	26" x 66"	19"	20"	64"	500 lbs	\$1,581.21
SSFUS6372 (Bench)	Bench - 63"H x 72"L	26" x 72"	19"	20"	70"	500 lbs	\$1,802.66

Seat only available in Vinyl Upholstery can be ordered from any of our standard seating upholstery from CF Stinson. To view go to www.cfstinson.com and select 'Seating'. Vinyl can be ordered from other suppliers however, an up-charge will be applied for cost in excess of \$25/yd.

Seat Back is upholstered, from seat to height of panel.

Laminate comes with horizontal grain direction as standard

DOS Plus Side Panels will have vertical grain direction

For fabric panel choices go to www.swiftspaceinc.com/design/ visit the CFStinson portal and click on 'Performance Seating'

Flip Overview



1. Wall Height
Standard height is 52"

**2. Worksurface
in upright or private position**
Standard depth is 24"
Standard height is 29"
Standard widths are 24", 36", 48", or 60". Can be customized to any width between 24" and 60". Surface can be any Swiftspace standard laminate, also available in whiteboard or chalkboard finish.

3. Shelf

Standard depths is 5". Standard width is 24", 36", 48", or 60". Can be customized to any width between 24" and 60". An under-shelf LED light can be added.

4. Power & Data
A detachable power bar with six electrical outlets and four USB ports is available. The power bar can be plugged into any regular outlet to give 15 amps of power and is accessible in both upright and table positions (when ordered station is fitted with metal mounting plate). Two power bars are required for 60" width. Wireless on-surface power can also be added.

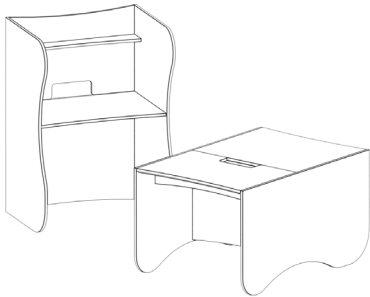
5. Acoustical Communication and Privacy
Sound-dampening material can be added

Casters not available

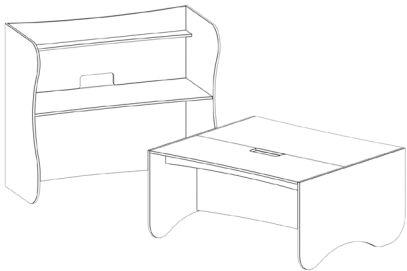
to the inside of the side or back upper panels. Sound dampening middle privacy panel can be added to the table position. Inside upper panels can be ordered with a whiteboard or chalkboard finish.

**6. Worksurface
in down or collaborative position**
Standard depth is 52"
Standard widths are 24", 36", 48" or 60". Can be customized to any width between 24" and 60".

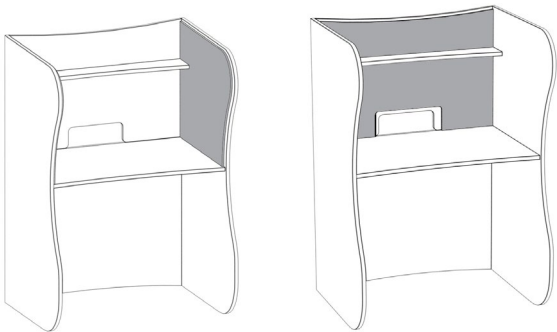
MODEL #	PRODUCT DESCRIPTION	WORKSURFACE DEPTH	WORKSURFACE WIDTH	WALL HEIGHT	PRICE (IN USD)
SSFLIP5224	Flip Study Carrel, 52" high, 24" wide	24" x 52"	24" x 24"	24"x 24" - 24" x 52"	\$1,437.83
SSFLIP5236	Flip Study Carrel, 52" high, 36" wide	36" x 52"	36" x 24"	36" x 24" - 36" x 52"	\$1,526.41



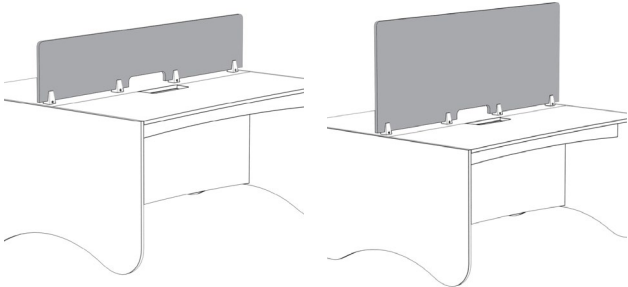
SSFLIP5248	Flip Study Carrel, 52" high, 48" wide	48" x 52"	48" x 24"	48" x 24" - 48" x 52"	\$1,555.18
SSFLIP5260	Flip Study Carrel, 52" high, 60" wide	60" x 52"	60" x 24"	60" x 24" - 60" x 52"	\$1,672.98



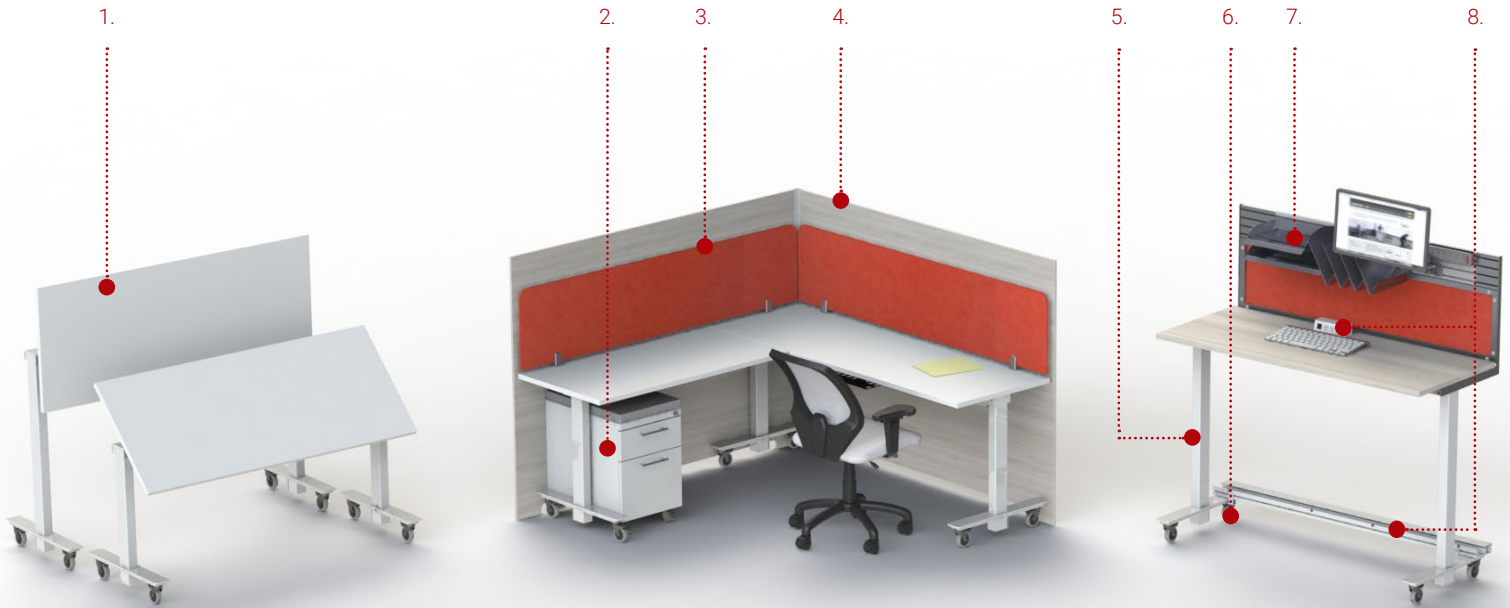
MODEL #	PRODUCT DESCRIPTION	PRICE (IN USD)
SSFLIPEZ0S	Side PET Acoustic Ezobord - Single side	\$101.37
SSFLIPEZ0B	Back PET Acoustic Ezobord - Above surface and above shelf	\$101.37
12" Optional Table Mount Privacy Panel		
SSFCEZ01244	Foresight PET Acoustic Ezobord Center Panel (12"x48")	\$235.15
SSFCEZ01256	Foresight PET Acoustic Ezobord Center Panel (12"x60")	\$235.15



24" Optional Table Mount Privacy Panel		
SSFCEZ02444	Foresight PET Acoustic Ezobord Center Panel (24"x48")	\$375.33
SSFCEZ02456	Foresight PET Acoustic Ezobord Center Panel (24"x60")	\$375.33



Shape Overview



1. Worksurface

Worksurfaces can be ordered as a single straight surface or as a dual surface in a L configuration. Standard depth is 24" or 30". Standard length is 46", 58" or 70". The worksurfaces are available in our standard Swiftspace materials, including a writable laminate surface at no additional charge. Worksurfaces can be ordered with a drafting option to be folded down and used as a whiteboard

2. Mobile Storage

Complete line of mobile pedestals, storage towers, and lateral files available.

3. Visual Privacy

Visual and Physical Privacy Panels can be added to the sides and back of the station to increase privacy. The panels are available in various heights, widths, and materials

4. Surround Panels

Surround Privacy panels in various heights and widths can be added. The HPL panels are stored on the SHAPE when folded and when the station is set-up they attach in place with no tools in seconds. Add a single panel when you want to share with another workstation, two panels for L shape, and three panels to create a U shape.

5. Height Adjustment

Easily adjust from a sitting to a standing position. Range from 23.2" to 49.4" with the push of a button. There are four pre-set height adjustments available. Range from 21.9"-48.1" available with smaller castors.

6. Castors

2.5" in diameter with grey rubber wheels that swivel and lock.

7. Accessory Rail

For mounting monitors, shelves, paper slots and binder storage.

8. Power and Data

Option to add Swiftspace power bar with 15ft cord (mounted under worksurface). The power bar, equipped with 6 outlets and 4 USB ports can be plugged into any 15 amp receptacle. With a 1" pinchpoint gap between the wall and worksurface, the power bar can be accessed over the back side or alternatively, through an optional grommet hole. Excess cords can be stored in the wire basket that come standard under all worksurfaces. The optional power/data trough can be used to house the Swiftspace Trac4 electrical system which can add an additional 40 amps of power and up to 40 data lines for long runs. A clamp-on surface mounted power bar can be added. It plugs into the undersurface power bar.

Castor lock available at no charge, upon request. 2 locks/station.

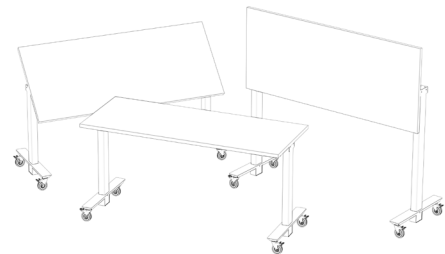
Standard height-adjust controller has integrated Bluetooth compatibility. Please specify if Bluetooth is **not** required.

Shape 2448, 2460, 2472 - Electric Height Adjust

Standard Height Adjust controller has integrated Bluetooth compatibility. Other options available.

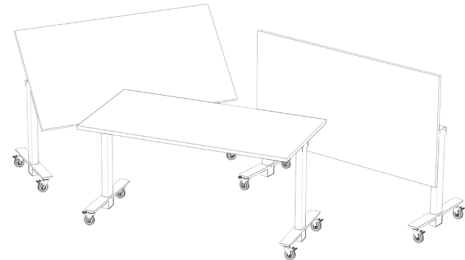
Small castors available at no additional cost. Will change height range to 21.9"- 48.1". Please specify on quote.

Part #'s are based on width of work surface + 2" for pinch-points



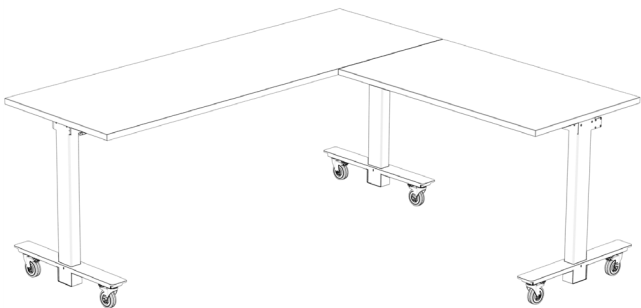
MODEL #	PRODUCT DESCRIPTION	OPEN FOOTPRINT (LEFT x RIGHT)	CLOSED FOOTPRINT (DEEP x WIDE)	OPEN WORK SURFACE (HIGH x DEEP)	HEIGHT (IN INCHES)	WEIGHT (IN LBS)	PRICE (IN USD)
SSSHP2448S	Shape - Adjustable Height mobile station (24x48)	24" x 46"	23.5" x 46"	24" x 46"	23.2" - 49.4"	115 lbs	\$1,420.48
SSSHP2460S	Shape - Adjustable Height mobile station (24x60)	24" x 58"	23.5" x 58"	24" x 58"	23.2" - 49.4"	125 lbs	\$1,441.49
SSSHP2472S	Shape - Adjustable Height mobile station (24x72)	24" x 70"	23.5" x 70"	24" x 70"	23.2" - 49.4"	135 lbs	\$1,455.18

Shape 3048, 3060, 3072 - Electric Height Adjust



MODEL #	PRODUCT DESCRIPTION	OPEN FOOTPRINT (LEFT x RIGHT)	CLOSED FOOTPRINT (DEEP x WIDE)	OPEN WORK SURFACE (HIGH x DEEP)	HEIGHT (IN INCHES)	WEIGHT (IN LBS)	PRICE (IN USD)
SSSHP3048S	Shape - Adjustable Height mobile station (30x48)	30" x 46"	23.5" x 46"	30" x 46"	23.2" - 49.4"	125 lbs	\$1,437.83
SSSHP3060S	Shape - Adjustable Height mobile station (30x60)	30" x 58"	23.5" x 58"	30" x 58"	23.2" - 49.4"	140 lbs	\$1,458.38
SSSHP3072S	Shape - Adjustable Height mobile station (30x72)	30" x 70"	23.5" x 70"	30" x 70"	23.2" - 49.4"	150 lbs	\$1,472.99

Stations can be ordered without the FlipTop. Deduct \$400 list.
Please note, stations without a fliptop must be less than 30" to fit through doorways



Deduct \$456.60 List off L-Shape Height Adjust Workstations.

eg. 6x6 L shape HA

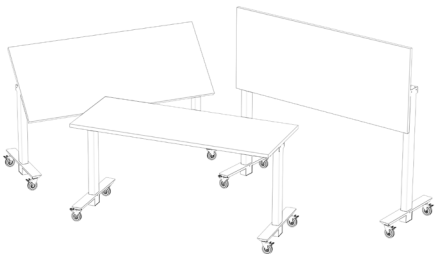
6' Main surface + 4' return - \$456.60

\$1455.18 + \$1420.48 - \$456.60= \$2419.06

Stations come Standard with Platinum Silver Base

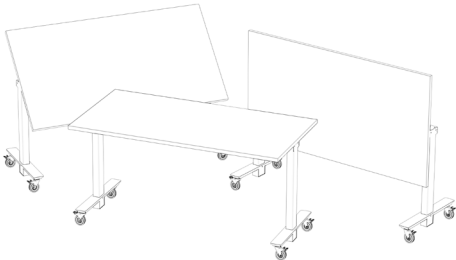
Shape 2448, 2460, 2472 - Fixed Height

Large castors available. Will increase height 22.9"- 49.1". Please specify on quote.



MODEL #	PRODUCT DESCRIPTION	OPEN FOOTPRINT (LEFT x RIGHT)	CLOSED FOOTPRINT (DEEP x WIDE)	OPEN WORK SURFACE (HIGH x DEEP)	HEIGHT (IN INCHES)	WEIGHT (IN LBS)	PRICE (IN USD)
SSSHFH2448S	Shape - Fixed Height Mobile station (24x48)	24" x 46"	23.5" x 46"	24" x 46"	23.2"	85 lbs	\$978.49
SSSHFH2460S	Shape - Fixed Height Mobile station (24x60)	24" x 58"	23.5" x 58"	24" x 58"	23.2"	95 lbs	\$999.50
SSSHFH2472S	Shape - Fixed Height Mobile station (24x72)	24" x 70"	23.5" x 70"	24" x 70"	23.2"	105 lbs	\$1,013.65

Shape 3048, 3060, 3072 - Fixed Height



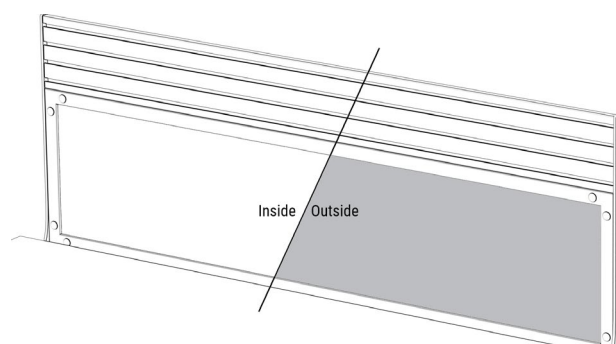
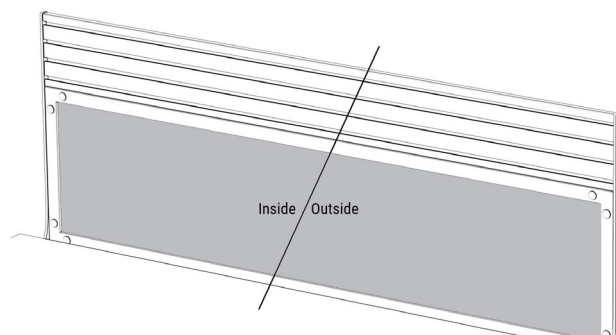
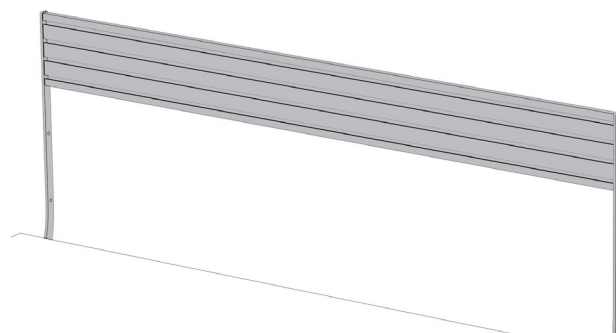
MODEL #	PRODUCT DESCRIPTION	OPEN FOOTPRINT (LEFT x RIGHT)	CLOSED FOOTPRINT (DEEP x WIDE)	OPEN WORK SURFACE (HIGH x DEEP)	HEIGHT (IN INCHES)	WEIGHT (IN LBS)	PRICE (IN USD)
SSSHFH3048S	Shape - Fixed Height Mobile station (30x48)	30" x 46"	23.5" x 46"	30" x 46"	23.2"	95 lbs	\$995.84
SSSHFH3060S	Shape - Fixed Height Mobile station (30x60)	30" x 58"	23.5" x 58"	30" x 58"	23.2"	110 lbs	\$1,016.39
SSSHFH3072S	Shape - Fixed Height Mobile station (30x72)	30" x 70"	23.5" x 70"	30" x 70"	23.2"	120 lbs	\$1,030.55

Stations can be ordered without the FlipTop. Deduct \$400 list.
Please note, stations without a fliptop must be less than 30" to fit through doorways

Stations come Standard with Platinum Silver Base

Accessory Rails

MODEL #	PRODUCT DESCRIPTION	PRICE (IN USD)
SSSHPACCR48	Shape Accessory Rail only - Bottom open	\$270.76
SSSHPACCR60	Shape Accessory Rail only - Bottom open	\$305.92
SSSHPACCR72	Shape Accessory Rail only - Bottom open	\$341.54
SSSHPACTB48	Shape Accessory Rail with Fabric Covered Tackboard Bottom	\$560.25
SSSHPACTB60	Shape Accessory Rail with Fabric Covered Tackboard Bottom	\$623.72
SSSHPACTB72	Shape Accessory Rail with Fabric Covered Tackboard Bottom	\$688.55
SSSHPACWB48	Shape Accessory Rail With Whiteboard Bottom	\$495.87
SSSHPACWB60	Shape Accessory Rail with Whiteboard Bottom	\$565.27
SSSHPACWB72	Shape Accessory Rail with Whiteboard Bottom	\$632.85
SSSHPACLAM48	Shape Accessory Rail with Laminate Bottom	\$462.08
SSSHPACLAM60	Shape Accessory Rail with Laminate Bottom	\$517.33
SSSHPACLAM72	Shape Accessory Rail with Laminate Bottom	\$582.62
SSSHPACWBF48	Shape Accessory Rail with Whiteboard + Fabric Covered Tackboard Bottom	\$518.24
SSSHPACWBF60	Shape Accessory Rail with Whiteboard + Fabric Covered Tackboard Bottom	\$582.62
SSSHPACWBF72	Shape Accessory Rail with Whiteboard + Fabric Covered Tackboard Bottom	\$647.00
SSSHPACWBL48	Shape Accessory Rail with Whiteboard + Laminate Bottom	\$495.87
SSSHPACWBL60	Shape Accessory Rail with Whiteboard + Laminate Bottom	\$565.27
SSSHPACWBL72	Shape Accessory Rail with Whiteboard + Laminate Bottom	\$632.85
SSSHEZOAC1848	Shape Accessory Rail with PET Acoustic Ezobord Tack Panel 18"x48"	\$601.80
SSSHEZOAC1860	Shape Accessory rail with PET Acoustic Ezobord Tack Panel 18"x60"	\$733.30
SSSHEZOAC1872	Shape Accessory Rail with PET Acoustic Ezobord Tack Panel 18"x72"	\$805.44



When added to Dual Surface SHAPE, framed panels can ONLY be specified on MAIN surface

For fabric panel choices go to www.swiftspaceinc.com/design/ visit the CFStinson portal and click on 'Panel'

Framed Privacy Panels

MODEL #	PRODUCT DESCRIPTION	PRICE (IN USD)
---------	---------------------	-------------------

Fabric Covered Tackboard

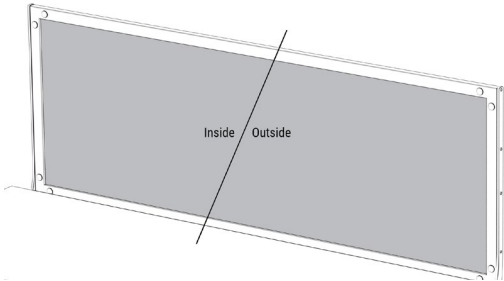
SSSHPTB48	Shape Fabric Covered Tackboard Back Panel	\$468.02
SSSHPTB60	Shape Fabric Covered Tackboard Back Panel	\$511.85
SSSHPTB72	Shape Fabric Covered Tackboard Back Panel	\$554.31

Whiteboard Back

SSSHPW48	Shape Whiteboard Framed Back Panel	\$413.22
SSSHPW60	Shape Whiteboard Framed Back Panel	\$469.84
SSSHPW72	Shape Whiteboard Framed Back Panel	\$520.07

Laminate

SSSHPLAM48	Shape Laminate Framed Privacy Panel	\$360.71
SSSHPLAM60	Shape Laminate Framed Privacy Panel	\$397.24
SSSHPLAM72	Shape Laminate Framed Privacy Panel	\$432.40

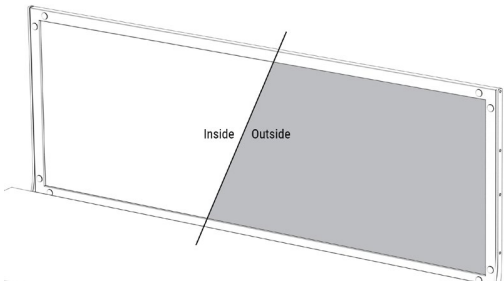


Whiteboard & Fabric Covered Tackboard

SSSHPWBF48	Shape Whiteboard + Fabric Covered Tackboard Back Panel Framed	\$426.46
SSSHPWBF60	Shape Whiteboard + Fabric Covered Tackboard Back Panel Framed	\$468.47
SSSHPWBF72	Shape Whiteboard + Fabric Covered Tackboard Back Panel Framed	\$510.94

Whiteboard & Laminate

SSSHPWBL48	Shape Whiteboard + Laminate Framed Back Panel	\$419.62
SSSHPWBL60	Shape Whiteboard + Laminate Framed Back Panel	\$469.84
SSSHPWBL72	Shape Whiteboard + Laminate Framed Back Panel	\$520.07



Sound Dampening Tackboard

SSSHPEZ02448	Shape PET Acoustic Ezobord Framed Back Panel 24x48	\$468.02
SSSHPEZ02460	Shape PET Acoustic Ezobord Framed Back Panel 24x60	\$511.85
SSSHPEZ02472	Shape PET Acoustic Ezobord Framed Back panel 24x72	\$554.31

When added to Dual Surface SHAPE, framed panels can ONLY be specified on MAIN surface

Privacy/Modesty Panels (No Frame)

MODEL #	PRODUCT DESCRIPTION	PRICE (IN USD)
---------	---------------------	-------------------

Acrylic Back Panel

SSSHPPP1248	Shape Acrylic Privacy panel 12x48 (Back)	\$165.29
SSSHPPP1260	Shape Acrylic Privacy Panel 12x60 (Back)	\$240.17
SSSHPPP1272	Shape Acrylic Privacy panel 12x72 (Back)	\$240.17
SSSHPPP2448	Shape Acrylic Privacy panel 24x48 (Back)	\$329.67
SSSHPPP2460	Shape Acrylic Privacy panel 24x60 (Back)	\$480.34
SSSHPPP2472	Shape Acrylic Privacy panel 24x72 (Back)	\$480.34

ezoBord Back Panel

SSSHEZOPP1248	Shape PET Acoustic Ezobord Privacy Panel 12x48 (Back)	\$124.65
SSSHEZOPP1260	Shape PET Acoustic Ezobord Privacy Panel 12x60 (Back)	\$144.29
SSSHEZOPP1272	Shape PET Acoustic Ezobord Privacy Panel 12x72 (Back)	\$153.87
SSSHEZOPP2448	Shape PET Acoustic Ezobord Privacy Panel 24x48 (Back)	\$168.94
SSSHEZOPP2460	Shape PET Acoustic Ezobord Privacy Panel 24x60 (Back)	\$209.12
SSSHEZOPP2472	Shape PET Acoustic Ezobord Privacy Panel 24x72 (Back)	\$227.84

Laminate Back Panel

SSSHMELPP1248	Shape Laminate Privacy Panel 12x48 (Back)	\$133.33
SSSHMELPP1260	Shape Laminate Privacy Panel 12x60 (Back)	\$179.90
SSSHMELPP1272	Shape Laminate Privacy Panel 12x72 (Back)	\$183.55
SSSHMELPP2448	Shape Laminate Privacy Panel 24x48 (Back)	\$144.29
SSSHMELPP2460	Shape Laminate Privacy Panel 24x60 (Back)	\$220.54
SSSHMELPP2472	Shape Laminate Privacy Panel 24x72 (Back)	\$224.65

Acrylic Side Panel

SSSHPPP1224	Shape Acrylic Privacy panel 12x24 (Side)	\$127.39
SSSHPPP1230	Shape Acrylic Privacy panel 12x30 (Side)	\$139.72
SSSHPPP2424	Shape Acrylic Privacy panel 24x24 (Side)	\$174.88
SSSHPPP2430	Shape Acrylic Privacy panel 24x30 (Side)	\$195.88

ezoBord Side Panel

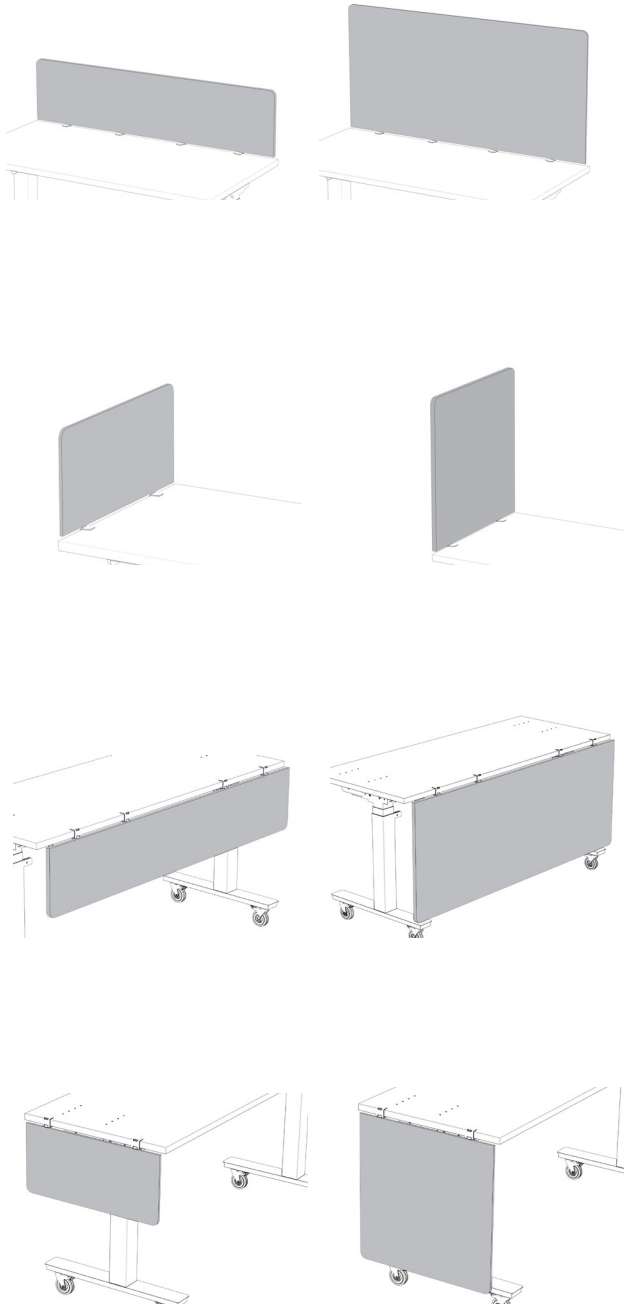
SSSHEZOPP1224	Shape PET Acoustic Ezobord End Panel 12"x24" (Side)	\$104.10
SSSHEZOPP1230	Shape PET Acoustic Ezobord End Panel 12"x30" (Side)	\$119.17
SSSHEZOPP2424	Shape PET Acoustic Ezobord End Privacy Panel 24"x24" (Side)	\$129.22
SSSHEZOPP2430	Shape PET Acoustic Ezobord End Privacy Panel 24"x30" (Side)	\$158.90

Laminate Side Panel

SSSHMELPP1224	Shape Laminate End Panel 12"x24" (Side)	\$104.56
SSSHMELPP1230	Shape Laminate End Panel 12"x30" (Side)	\$119.17
SSSHMELPP2424	Shape Laminate End Panel 24"x24" (Side)	\$121.46
SSSHMELPP2430	Shape Laminate End Panel 24"x30" (Side)	\$128.30

24"H Panels can be modified to 18"H. Subtract 10% from List Price

Centre and Modesty Panels also available for Unify Table



Privacy panels can be flipped down to be a Modesty panel.

Shape Surround Privacy Panel

3/4" Laminate panel with 2mm PVC edge. PCV edge comes standard in White. Black or Grey are available upon request.
Panels clip onto SHAPE station to provide Modesty and Seated Privacy

Pricing is per panel. 2 panels are required for 1 L-Shape station

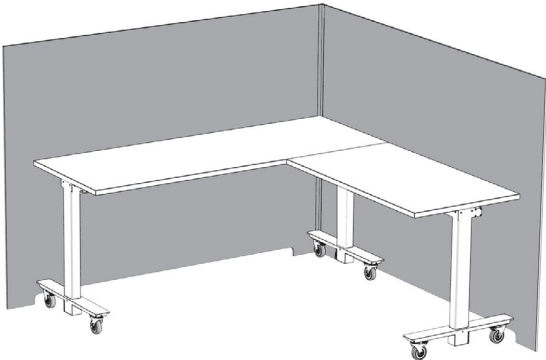
MODEL #	PRODUCT DESCRIPTION	PRICE (IN USD)
---------	---------------------	-------------------

24"H Surround Privacy Panel

SSSUR2424	SHAPE Surround Privacy Panel 24H 24W	\$286.74
SSSUR2436	SHAPE Surround Privacy Panel 24H 36W	\$322.82
SSSUR2448	SHAPE Surround Privacy Panel 24H 48W	\$367.11
SSSUR2460	SHAPE Surround Privacy Panel 24H 60W	\$373.50
SSSUR2472	SHAPE Surround Privacy Panel 24H 72W	\$380.80
SSSUR2484	SHAPE Surround Privacy Panel 24H 84W	\$402.72
SSSUR2496	SHAPE Surround Privacy Panel 24H 96W	\$423.27

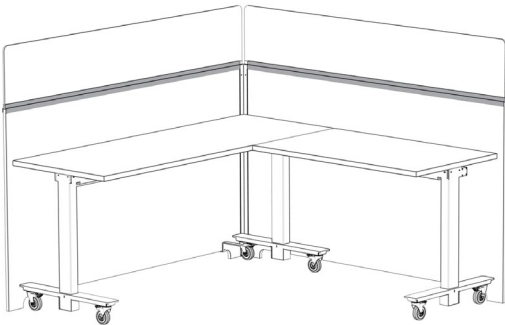
39"H Surround Privacy Panel

SSSUR3924	SHAPE Surround Privacy Panel 39H 24W	\$292.68
SSSUR3936	SHAPE Surround Privacy Panel 39H 36W	\$330.12
SSSUR3948	SHAPE Surround Privacy Panel 39H 48W	\$374.87
SSSUR3960	SHAPE Surround Privacy Panel 39H 60W	\$383.54
SSSUR3972	SHAPE Surround Privacy Panel 39H 72W	\$394.50
SSSUR3984	SHAPE Surround Privacy Panel 39H 84W	\$416.88
SSSUR3996	SHAPE Surround Privacy Panel 39H 96W	\$436.51



50"H Surround Privacy Panel

SSSUR5024	SHAPE Surround Privacy Panel 50H 24W	\$317.34
SSSUR5036	SHAPE Surround Privacy Panel 50H 36W	\$352.50
SSSUR5048	SHAPE Surround Privacy Panel 50H 48W	\$397.24
SSSUR5060	SHAPE Surround Privacy Panel 50H 60W	\$407.74
SSSUR5072	SHAPE Surround Privacy Panel 50H 72W	\$420.99
SSSUR5084	SHAPE Surround Privacy Panel 50H 84W	\$442.90
SSSUR5096	SHAPE Surround Privacy Panel 50H 96W	\$463.45



60"H Surround Privacy Panel

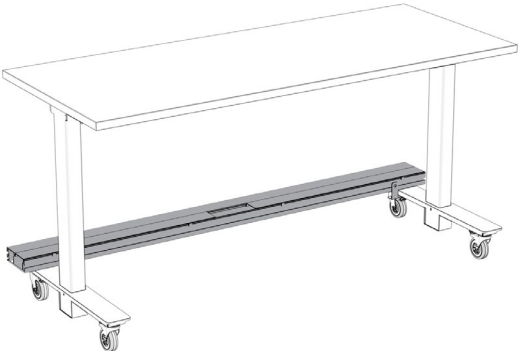
SSSUR6024	SHAPE Surround Privacy Panel 60H 24W	\$360.26
SSSUR6036	SHAPE Surround Privacy Panel 60H 36W	\$397.70
SSSUR6048	SHAPE Surround Privacy Panel 60H 48W	\$441.99
SSSUR6060	SHAPE Surround Privacy Panel 60H 60W	\$471.21
SSSUR6072	SHAPE Surround Privacy Panel 60H 72W	\$502.26
SSSUR6084	SHAPE Surround Privacy Panel 60H 84W	\$524.18
SSSUR6096	SHAPE Surround Privacy Panel 60H 96W	\$545.18

Shape Electrical Accessories

MODEL #	PRODUCT DESCRIPTION	PRICE (IN USD)
SSSHPDT48	Shape Power Data Trough	\$170.77
SSSHPDT60	Shape Power Data Trough	\$195.88
SSSHPDT72	Shape Power Data Trough	\$226.02

Allows for data and electrical to be run between multiple stations. Additionally allow for hardwire electrical options.

- Clear anodized aluminum frame
- Plastic removable end caps on both ends



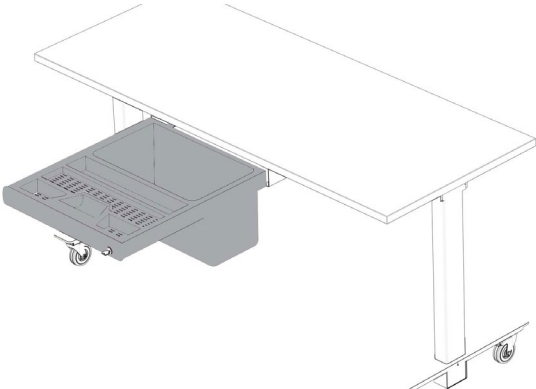
SSSHPBAT	Shape Battery UL6	\$174.88
----------	-------------------	----------

The BA001 is a high-performance lithium-Ion battery with a capacity of 2.15 Ah. The battery box features LED light bars indicating capacity level and audio alarm when it needs to be charged. The BA001 is a very compact unit that comes standard with a mounting bracket for easy exchange of the battery.

At full charge with a 1/2 load weight (125lbs) on the worksurface the battery will move the Shape worksurface all the way up and down aprox. 35 times.

Pelican Drawer (Open Market)

SWPD0011-FR-NLD	Pelican drawer c/w File Rods, No Lid	\$166.66
SWPD0011-NFR-LD	Pelican drawer no File Rods, c/w Lid and key	\$208.21



Foresight Overview



1. Mobile Storage

Complete line of mobile pedestals, storage towers, and lateral files available.

2. Privacy Panel

Panels can be added to center or side of stations for increased privacy. Panels can be mounted above the surface for increased privacy or moved below for collaboration. Various materials available.

3. Worksurface

Standard depth is 24" in a single or 30" in a double configuration. Standard lengths are 48", 60", 72" or 96". Work surfaces can be individually leveled to create a straight line when stations are grouped.

4. Accessories

Height-adjustable keyboard arms and trays and clamp-on monitor arms available for add-on.

Monitor arms can be fastened in two ways:

- 1) Mounting bracket that fastens into the centre trough. Cut out is required however you can leave the monitor arm on when you fold the surface
- 2) Use a mounting clamp. There is no cut out needed but the monitor arm must be removed before you fold the worksurface

5. Castor Cover

Hide casters when station is in use.

6. Power and Data

Option to add detachable power bar that provides six electrical outlets and four USB outlets of surface power. Separate power/data trough to handle Swiftspace Plug & Play Power System and up to 40 data cables.

7. Visual Privacy

The mounting frame for center storage can be left open to allow for visual access to the other side. Can be filled with frosted acrylic, laminate, whiteboard, tackboard or EzoBord to increase privacy.

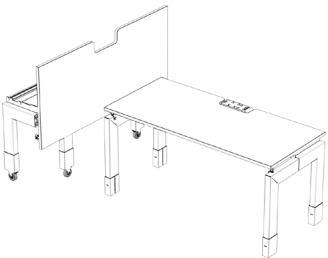
8. Accessory Rail

For mounting shelves, paper slots, and binder storage.

9. Attached Storage

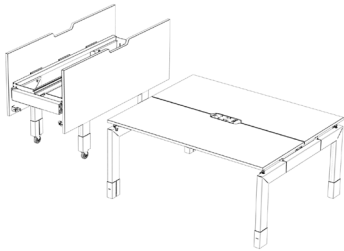
Center and end storage is available as shared cubbies or full bins. Can be open, with dividers or with locking doors.

Foresight 2448, 2460, 2472, 2496



MODEL #	PRODUCT DESCRIPTION	OPEN FOOTPRINT (LEFT x RIGHT)	CLOSED FOOTPRINT (DEEP x WIDE)	OPEN WORK SURFACE (HIGH x DEEP)	HEIGHT (IN INCHES)	WEIGHT (IN LBS)	PRICE (IN USD)
SSFSL2448	Foresight Single Bench 24x48	30" x 48"	16" x 48"	30" x 48"	29"	95 lbs	\$1,466.14
SSFSL2460	Foresight Single Bench 24x60	30" x 60"	16" x 60"	30" x 60"	29"	100 lbs	\$1,526.87
SSFSL2472	Foresight Single Bench 24x72	30" x 72"	16" x 72"	30" x 72"	29"	110 lbs	\$1,598.56
SSFSL2496	Foresight Single Bench 24x96	30" x 96"	16" x 96"	30" x 96"	29"	125 lbs	\$1,883.93

Foresight 4848, 4860, 4872, 4896



MODEL #	PRODUCT DESCRIPTION	OPEN FOOTPRINT (LEFT x RIGHT)	CLOSED FOOTPRINT (DEEP x WIDE)	OPEN WORK SURFACE (HIGH x DEEP)	HEIGHT (IN INCHES)	WEIGHT (IN LBS)	PRICE (IN USD)
SSFSL4848	Foresight Double Bench 48x48	54" x 48"	25.5" x 48"	24" x 48"	29"	165 lbs	\$1,841.47
SSFSL4860	Foresight Double Bench 48x60	54" x 60"	25.5" x 60"	24" x 60"	29"	170 lbs	\$1,925.03
SSFSL4872	Foresight Double Bench 48x72	54" x 72"	25.5" x 72"	24" x 72"	29"	195 lbs	\$2,024.56
SSFSL4896	Foresight Double Bench 48x96	54" x 96"	25.5" x 96"	24" x 96"	29"	205 lbs	\$2,442.35

SSADA 12" ADA Rounded Surface \$139.11

Price is PER surface. Double Foresight will require two surfaces. ADA surfaces increase overall footprint by 16".

SSPB Power Bar
Tripp-Lite Power Bar/Suppressor with 6 outlets, 4 USB A charging ports and 15ft power cord. Combination AC circuit breaker and 2 position on/off. Power bar connects to the centre bar of the station.

\$91.83



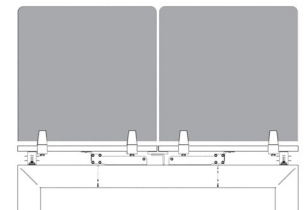
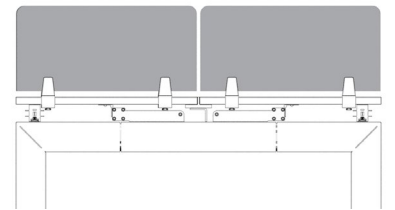
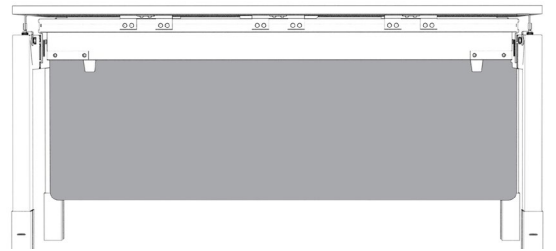
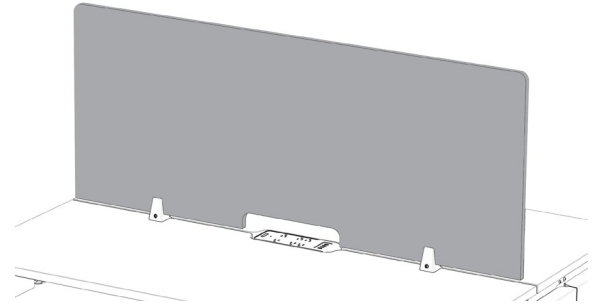
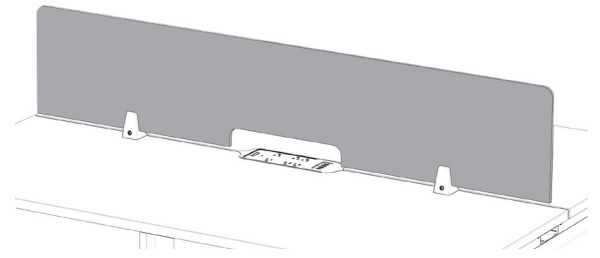
Stations come with Platinum Silver Base or White as standard

Centre/Side Privacy & Modesty Panels

MODEL #	PRODUCT DESCRIPTION	PRICE (IN USD)
SSFMPA1244	Foresight Acrylic Center Panel (12x48)	\$216.43
SSFMPA1256	Foresight Acrylic Center Panel (12x60)	\$216.43
SSFMPA1268	Foresight Acrylic Center Panel (12x72)	\$234.24
SSFMPA1292	Foresight Acrylic Center Panel (12x96)	\$287.66
SSFMPA2444	Foresight Acrylic Center Panel (24x48)	\$416.88
SSFMPA2456	Foresight Acrylic Center Panel (24x60)	\$416.88
SSFMPA2468	Foresight Acrylic Center Panel (24x72)	\$431.49
SSFMPA2492	Foresight Acrylic Center Panel (24x96)	\$452.49
SSFCEZ01244	Foresight PET Acoustic Ezobord Center Panel (12"x48")	\$235.15
SSFCEZ01256	Foresight PET Acoustic Ezobord Center Panel (12"x60")	\$235.15
SSFCEZ01268	Foresight PET Acoustic Ezobord Center Panel (12"x72")	\$289.48
SSFCEZ01292	Foresight PET Acoustic Ezobord Center Panel (12"x96")	\$351.13
SSFCEZ02444	Foresight PET Acoustic Ezobord Center Panel (24"x48")	\$375.33
SSFCEZ02456	Foresight PET Acoustic Ezobord Center Panel (24"x60")	\$375.33
SSFCEZ02468	Foresight PET Acoustic Ezobord Center Panel (24"x72")	\$429.66
SSFCEZ02492	Foresight PET Acoustic Ezobord Center Panel (24"x96")	\$526.92
SSFCMEL1248	Foresight Laminate Centre Panel (12" x 48")	\$133.33
SSFCMEL1260	Foresight Laminate Centre Panel (12" x 60")	\$179.90
SSFCMEL1272	Foresight Laminate Centre Panel (12" x 72")	\$183.55
SSFCMEL1296	Foresight Laminate Centre Panel (12" x 96")	\$190.86
SSFCMEL2448	Foresight Laminate Centre Panel (24" x 48")	\$144.29
SSFCMEL2460	Foresight Laminate Centre Panel (24" x 60")	\$220.54
SSFCMEL2472	Foresight Laminate Centre Panel (24" x 72")	\$224.65
SSFCMEL2496	Foresight Laminate Centre Panel (24" x 96")	\$233.78

If you want to be able to mount the upper privacy underneath as a modesty, please specify on order so brackets can be added.

SSFEP1224	End Privacy Panel in Acrylic 12"x24"	\$99.08
SSFEP2424	End Privacy Panel in Acrylic 24"x24"	\$125.57
SSFEP1230	End Privacy Panel in Acrylic 12"x30"	\$141.09
SSFEP2430	End Privacy Panel in Acrylic 24"x30"	\$191.77
SSFEEZ01224	Foresight PET Acoustic Ezobord End Privacy Panel 12"x24"	\$148.85
SSFEEZ01230	Foresight PET Acoustic Ezobord End Privacy Panel 12x30	\$167.57
SSFEEZ02424	Foresight PET Acoustic Ezobord End Privacy Panel 24"x24"	\$198.62
SSFEEZ02430	Foresight PET Acoustic Ezobord End Privacy Panel 24x30	\$221.91
SSFEMEL1224	End Privacy Panel in Laminate 12"x24"	\$148.40
SSFEMEL1230	End Privacy Panel in Laminate 12" 30"	\$172.59
SSFEMEL2424	End Privacy Panel in Laminate 24"x24"	\$207.75
SSFEMEL2430	End Privacy Panel in Laminate 24" 30"	\$252.04



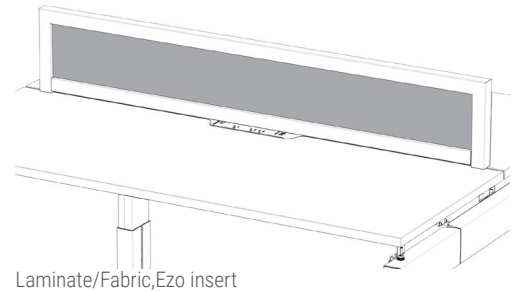
All privacy panels (centre, middle and end privacy) are attached using a bracket that allows the panel to be adjusted via thumb screw. Due to folding legs, End and Middle panels need to be slid out and removed in order to close/fold the station.

The End Privacy and Worksurface brackets are mounted with thumbscrews. To make the work-area more collaborative they can be removed or moved from above to below the worksurface.

Centre Mounting Frame

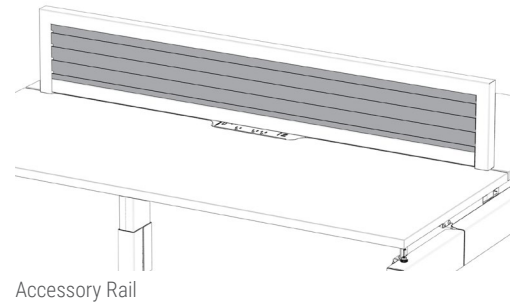
12" Centre Mounting Frame and Inserts + Transaction Top

MODEL #	PRODUCT DESCRIPTION	PRICE (IN USD)
2448 & 4848 FORESIGHT		
SSFCMOP1244	44" Mounting Frame Open Below for 48" Foresight	\$194.51
SSFCMIA1244	44" Mounting frame with Semi Clear Poly Insert for 48" Foresight	\$217.80
SSFCMIL1244	44" Mounting frame with laminate inserts for 48" Foresight	\$231.50
SSFCMWB1244	44" Mounting Frame with Whiteboard Insert	\$287.20
SSFCMITB1244	44" Mounting frame with fabric covered tackboard inserts for 48" Foresight	\$386.28
SSFCEZOIP1244	Foresight 44" Mounting Frame with PET Acoustic Ezobord Insert	\$391.76
SSFSACR40	40" Accessory Rail for 48" Foresight need to add in open frame	\$225.10
SSFTRT1644	Transaction Top for 48" Station	\$292.22



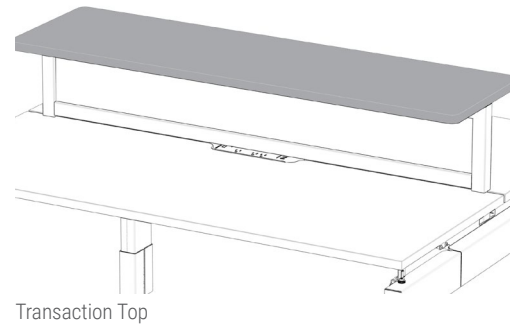
2460 & 4860 FORESIGHT

SSFCMOP1256	56" Mounting Frame open below for 60" Foresight	\$200.45
SSFCMIA1256	56" Mounting frame with Semi Clear Poly inserts for 60" Foresight	\$228.76
SSFCMIL1256	56" Mounting frame with Laminate inserts for 60" Foresight	\$242.00
SSFCMWB1256	56" Mounting Frame with Whiteboard Insert	\$269.85
SSFCMITB1256	56" Mounting frame with Fabric Covered Tackboard inserts for 60" Foresight	\$447.01
SSFCEZOIP1256	Foresight 56" Mounting Frame with PET Acoustic Ezobord Insert	\$425.09
SSFSACR52	52" Accessory Rail - 60" Foresight need to add in open frame	\$288.11
SSFTRT1656	Transaction Top for 60" station	\$292.22



2472 & 4872 FORESIGHT

SSFCMOP1268	68" Mounting Frame open below for 72" Foresight	\$221.45
SSFCMIA1268	68" Mounting frame with Semi Clear Poly inserts for 72" Foresight	\$250.22
SSFCMIL1268	68" Mounting frame with Laminate inserts for 72" Foresight	\$263.00
SSFCMWB1268	68" Mounting Frame with Whiteboard Insert	\$290.85
SSFCMITB1268	68" Mounting frame with Fabric Covered Tackboard inserts For 72" Foresight	\$496.78
SSFCEZOIP1268	Foresight 68" Mounting Frame with PET Acoustic Ezobord Insert	\$500.43
SSFSACR64	64" Accessory Rail - 72" Foresight need to add in open frame	\$330.58
SSFTRT1666	Transaction Top for 72" station	\$292.22



2496 & 4896 FORESIGHT

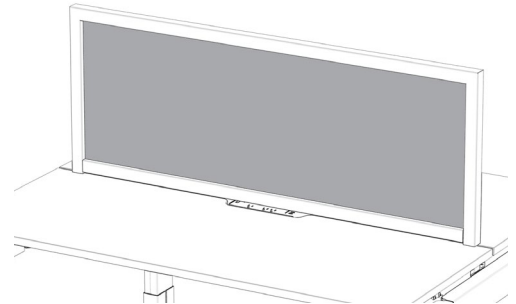
SSFCMOP1292	92" Mounting Frame open below for 96" Foresight	\$264.37
SSFCMIA1292	92" Mounting frame with Semi Clear Poly inserts for 96" Foresight	\$292.22
SSFCMIL1292	92" Mounting frame with laminate inserts for 96" Foresight	\$306.38
SSFCMWB1292	92" Mounting Frame with Whiteboard Insert for 96" Foresight	\$334.23
SSFCMITB1292	92" Mounting frame with fabric covered tackboard inserts for 96" Foresight	\$597.23
SSFCEZOIP1292	Foresight 92" Mounting Frame with PET Acoustic Ezobord Insert	\$604.54
SSFSACR88	88" Accessory Rail - 96" - Foresight need to add in open frame	\$365.28
SSFTRT1692	Transaction Top for 96" station	\$292.22

For fabric panel choices go to www.swiftspaceinc.com/design/ visit the CFStinson portal and click on 'Panel'

Centre Mounting Frame

24" Centre Mounting Frame and Inserts + Transaction Top

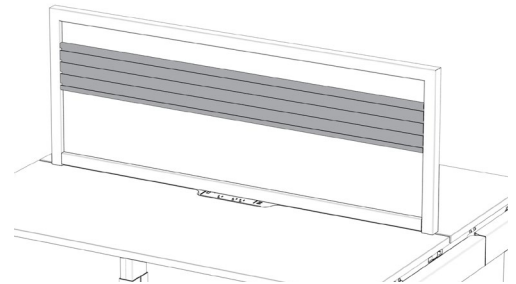
MODEL #	PRODUCT DESCRIPTION	PRICE (IN USD)
2448 & 4848 FORESIGHT		
SSFCMOP2444	44" Mounting Frame open Below for 48" Foresight	\$190.86
SSFCMIA2444	44" Mounting Frame with Semi Clear Poly Insert for 48" Foresight	\$200.45
SSFCMIL2444	44" Mounting Frame with Laminate Insert for 48" Foresight	\$280.35
SSFCMWB2444	44" Mounting Frame with Whiteboard Insert for 48" Foresight	\$336.06
SSFCMITB2444	44" Mounting Frame with Fabric Covered Tackboard Insert for 48" Foresight	\$607.28
SSFCEZOIP2444	44" Mounting Frame with PET Acoustic Ezobord for 48" Foresight	\$541.53
SSFSACR40	40" Accessory Rail for 48" Foresight need to add in open frame	\$225.10
SSFTRT1644	Transaction Top for 48" Station	\$292.22



Laminate/Fabric,Ezo insert

2460 & 4860 FORESIGHT

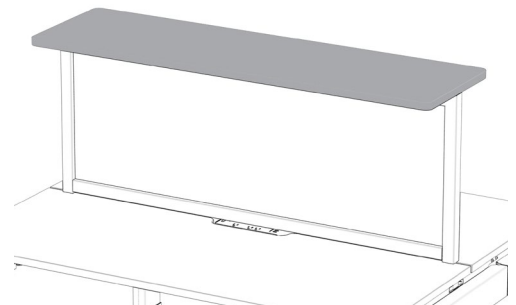
SSFCMOP2456	56" Mounting Frame open below for 60" Foresight	\$221.45
SSFCMIA2456	56" Mounting Frame with Semi Clear Poly Insert for 60" Foresight	\$277.16
SSFCMIL2456	56" Mounting Frame with Laminate Insert for 60" Foresight	\$305.47
SSFCMWB2456	56" Mounting Frame with Whiteboard Insert for 60" Foresight	\$360.71
SSFCMITB2456	56" Mounting Frame with Fabric Covered Tackboard Insert for 60" Foresight	\$626.46
SSFCEZOIP2456	56" Mounting Frame with PET Acoustic Ezobord for 60" Foresight	\$586.27
SSFSACR52	52" Accessory Rail - 60" Foresight need to add in open frame	\$288.11
SSFTRT1656	Transaction Top for 60" station	\$292.22



Accessory Rail

2472 & 4872 FORESIGHT

SSFCMOP2468	68" Mounting Frame open below for 72" Foresight	\$242.91
SSFCMIA2468	68" Mounting Frame with Semi Clear Poly Insert for 72" Foresight	\$299.07
SSFCMIL2468	68" Mounting Frame with Laminate Insert for 72" Foresight	\$326.93
SSFCMWB2468	68" Mounting Frame with Whiteboard Insert for 72" Foresight	\$382.17
SSFCMITB2468	68" Mounting Frame with Fabric Covered Tackboard Insert for 72" Foresight	\$716.86
SSFCEZOIP2468	68" Mounting Frame with PET Acoustic Ezobord for 72" Foresight	\$662.07
SSFSACR64	64" Accessory Rail - 72" Foresight need to add in open frame	\$330.58
SSFTRT1666	Transaction Top for 72" station	\$292.22



Transaction Top

2496 & 4896 FORESIGHT

SSFCMOP2492	92" Mounting Frame open below for 96" Foresight	\$285.38
SSFCMIA2492	92" Mounting Frame with Semi Clear Poly Insert for 96" Foresight	\$341.54
SSFCMIL2492	92" Mounting Frame with Laminate Inserts for 96" Foresight	\$369.39
SSFCMWB2492	92" Mounting Frame with Whiteboard Insert	\$424.64
SSFCMITB2492	92" Mounting Frame with Fabric Covered Tackboard Insert for 96" Foresight	\$915.03
SSFCEZOIP2492	92" Mounting Frame with PET Acoustic Ezobord for 96" Foresight	\$801.79
SSFSACR88	88" Accessory Rail - 96" - Foresight need to add in open frame	\$365.28
SSFTRT1692	Transaction Top for 96" station	\$292.22

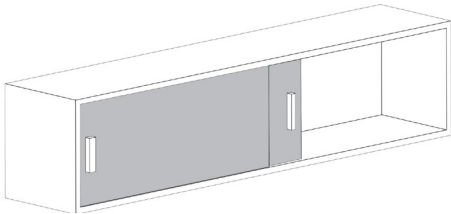
Centre Mount Cabinets

Attached Storage: Cubbies and Storage

FORESIGHT comes with a number of solutions for personal or shared storage whether it be paper, files, binders, or your own personal effects. The centre-mounted storage comes installed on the double station and remains in place even when it is closed. Single Foresight storage come ready to be wall mounted. Cubbies and Bins mount on the bench using an aluminum frame which is raised 12" off the centre beam. The opening can be left open, or filled with an Acrylic, Laminate, Whiteboard, EZO or fabric covered tackboard inserts.

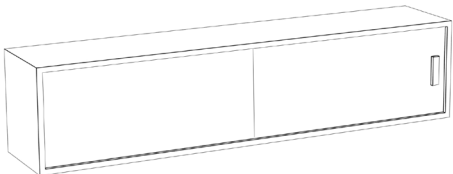
Single FORESIGHT Wall Mount (must be mounted to a wall)

MODEL #	PRODUCT DESCRIPTION	PRICE (IN USD)
SSFWMSBDD1448	Laminate Wall Mounted Storage Bin with Doors Sliding Doors, Locks, Centre Divider and Handle Depth 12"D x 14"H x 48"W	\$1,057.94
SSFWMSBDD1460	Laminate Wall Mounted Storage Bin with Doors Sliding Doors, Locks, Centre Divider and Handle Depth 12"D x 14"H x 60"W	\$1,119.13
SSFWMSBDD1472	Laminate Wall Mounted Storage Bin with Doors Sliding Doors, Locks, Center divider and Handle Depth 12"D x 14"H x 72"W	\$1,181.22

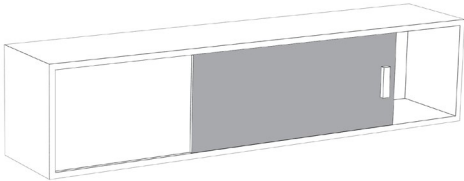


Double FORESIGHT Centre Mount (ships attached to the station)

SSFCMSBDD1448	Laminate Centre Storage Bin with Doors Sliding doors, Locks, Centre Divider and Handles Depth 12"D x 14"H x 48"W	\$882.15
SSFCMSBDD1460	Laminate Centre Storage Bin with Doors Sliding doors, Locks, Centre divider and Handles Depth 12"D x 14"H x 60"W	\$995.84
SSFCMSBDD1472	Laminate Centre Storage Bin with Doors Sliding doors, Locks, Centre divider and Handles Depth 12"D x 14"H x 72"W	\$1,057.94



SSFCMSBDD1460 Closed



SSFCMSBDD1460 Partially Open

Each side has access to half the cabinet eg. A 60"W Centre Mount Cabinet will have ONE 30"W x 12"D opening PER side.

The cases come assembled and are constructed using high pressure laminate with an 11/16" particle board finished to 3/4" thick. Edging is 1mm PVC. The cabinets are available in any of the standard Swiftspace laminates. Custom laminates are available upon request. Custom laminate requests may affect price and lead-times.

SSUCTL	Under Cabinet/Shelf Task Light 17" long under cabinet light with 6.6W LED light Light connects to the centre bar of the station	\$252.04
--------	---	----------



End Cabinets

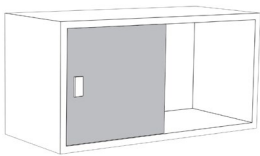
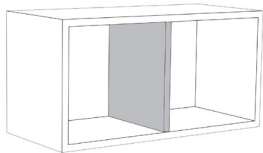
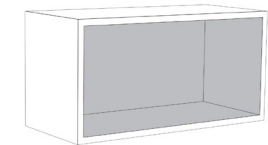
End Storage Bins

End Storage Bins can be either hung off the end of the end of the legs or mounted on top of the legs depending on if the intention is to use them as privacy between two stations. The leg-hung storage components and shelf can be easily removed and re-hung on the legs after they have been closed.

End Storage Bin Dimensions

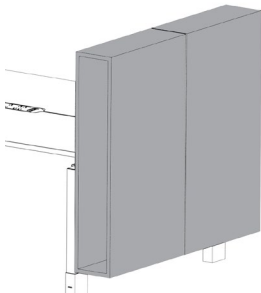
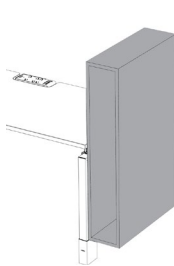
End Storage Bins are 12" in depth per side and are 27" W x 14" high. They are constructed out of the same materials as the Centre Storage Bins and Cubbies.

MODEL #	PRODUCT DESCRIPTION	PRICE (IN USD)
SSFLHUS1427	Upper Mounted End Cabinet Open Box (Laminate) 27"W x 14"H x 12"D	\$473.04
SSFLHLS1427	Low Hung End Cabinet Open Box (Laminate) 27"W x 14"H x 12"D	\$287.66
SSFLHUSD1427	Upper Mounted End Cabinet with Divider (Laminate) 27"W x 14"H x 12"D	\$499.98
SSFLHLSD1427	Low Hung End Cabinet with Divider (Laminate) 27"W x 14"H x 12"D	\$315.05
SSFLHUSSS1427	Upper Mounted End Cabinet with Divider, Door Handles, and Lock (Laminate) 27"W x 14"H x 12"D	\$668.92
SSFLHLSSS1427	Low Hung End Cabinet with Divider, Door Handles, and Lock (Laminate) 27"W x 14"H x 12"D	\$484.91



- Mounted End Cabinets can be adjusted via thumbscrew to face inwards or outwards
- Due to folding legs, End cabinets must be removed in order to fold the station

SSFLHPS4124	Single-sided Coat Cabinet	\$512.76
-------------	---------------------------	----------



**Use 2 for a double FORESIGHT
Overall depth is 24" allowing
electrical + data to pass behind
the cabinet.*



1. Mobile Storage

Complete line of mobile pedestals, storage towers, and lateral files available.

2. Visual Privacy

Panels can be added to center or side of stations for increased privacy and acoustics. Panels can be mounted above the surface for increased privacy or moved below for collaboration <https://vimeo.com/302339705>
Various materials available.

3. Worksurface

Standard depths are 24", 36" or 42". Standard lengths are 48", 60", 72" or 96". Surface shapes can be rectangular, oval or peninsula. Surfaces flip for easy storage.

4. Power and Data

Can be ordered with one detachable power bar that provides four electrical outlets and two USB outlets of surface power. The powerbar can be plugged into any regular electrical outlet to give 15 amps of power. Separate compartment for running up to 40 data cables. Underneath the surface is a raceway for the data cables and our Trac4 power system if additional power is required.

5. Accessories

Height-adjustable keyboard arms and trays and clamp on monitor arms available.

Stations can be ordered without the FlipTop. Deducted \$400 List.
Please note, stations without a fliptop must be less than 30" to fit through doorways.

Tables can be ordered with glides instead of castors at no additional cost.

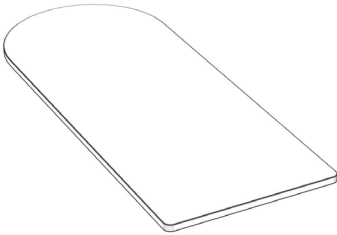


Wheelchair height of 32" can be specified. Add 5% to List price of base



MODEL #	PRODUCT DESCRIPTION	COLUMN DIAMETER	BASE DIAMETER	RECOMMENDED TOP DEPTH	BASE SPREAD	WEIGHT (IN LBS)	PRICE (IN USD)
SS7722	Swiftspace Flip Top Base 22" Spread	2"	2"	24"-29"	22"	11 lbs	\$514.13
SS7726	Swiftspace Flip Top Base 26" Spread	2"	2"	30"-36"	26"	12 lbs	\$514.13
SS5154	Swiftspace C-Base 21-3/4" Spread	2.25"	2.25"	24"-29"	21.75"	11 lbs	\$514.13
SS5158	Swiftspace C-Base 26-3/4" Spread	2.25"	2.25"	30"-36"	21.75"	11 lbs	\$514.13

Mobile Table Tops

MODEL #	PRODUCT DESCRIPTION	SIZE (IN INCHES)	SURFACE	PRICE (IN USD)
SS2448SQ	24 x 48 Rectangular Table Top	24" x 48"	L or P or W	\$281.72
SS2460SQ	24 x 60 Rectangular Table Top	24" x 60"	L or P or W	\$308.21
SS2472SQ	24 x 72 Rectangular Table Top	24" x 72"	L or P or W	\$334.69
SS3048SQ	30 x 48 Rectangular Table Top	30" x 48"	L or P or W	\$308.21
SS3060SQ	30 x 60 Rectangular Table Top	30" x 60"	L or P or W	\$340.62
SS3072SQ	30 x 72 Rectangular Table Top	30" x 72"	L or P or W	\$374.87
SS3648SQ	36 x 48 Rectangular Table Top	36" x 48"	L or P or W	\$334.69
SS3660SQ	36 x 60 Rectangular Table Top	36" x 48"	L or P or W	\$374.87
SS3672SQ	36 x 72 Rectangular Table Top	36" x 72"	L or P or W	\$413.22
SS2448OV	24 x 48 Oval Table Top	24" x 48"	L or P or W	\$285.83
SS2460OV	24 x 60 Oval Table Top	24" x 60"	L or P or W	\$312.31
SS2472OV	24 x 72 Oval Table Top	24" x 72"	L or P or W	\$340.62
SS3048OV	30 x 48 Oval Table Top	30" x 48"	L or P or W	\$314.60
SS3060OV	30 x 60 Oval Table Top	30" x 60"	L or P or W	\$352.04
SS3072OV	30 x 72 Oval Table Top	30" x 72"	L or P or W	\$387.20
SS3648OV	36 x 48 Oval Table Top	36" x 48"	L or P or W	\$343.36
SS3660OV	36 x 60 Oval Table Top	36" x 60"	L or P or W	\$386.28
SS3672OV	36 x 72 Oval Table Top	36" x 72"	L or P or W	\$429.66
SS2448PEN	24 x 48 Peninsula Table Top	24" x 48"	L or P or W	\$285.83
SS2460PEN	24 x 60 Peninsula Table Top	24" x 60"	L or P or W	\$312.31
SS2472PEN	24 x 72 Peninsula Table Top	24" x 72"	L or P or W	\$340.62
SS3048PEN	30 x 48 Peninsula Table Top	30" x 48"	L or P or W	\$314.60
SS3060PEN	30 x 60 Peninsula Table Top	30" x 60"	L or P or W	\$352.04
SS3072PEN	30 x 72 Peninsula Table Top	30" x 72"	L or P or W	\$387.20
SS3648PEN	36 x 48 Peninsula Table Top	36" x 48"	L or P or W	\$343.36
SS3660PEN	36 x 60 Peninsula Table Top	36" x 60"	L or P or W	\$387.20
SS3672PEN	36 x 72 Peninsula Table Top	36" x 72"	L or P or W	\$429.66



Solo Overview



1. Accessory Rail

For mounting monitors, shelves, paper slots, and binder storage.

2. Worksurface

Standard depth is 24"
Standard lengths are 34", 48", 54", 66", or 90"
Custom lengths available
height-adjustable worksurfaces can be added.

3. Power and Data

Option to add power bar with 15 ft power cord for flexible connection to wall, floor or other stations.
For longer runs, a 4-circuit 80 amp quick connect/disconnect power system can be added
Separate compartment for running up to 40 data cables.

4. Mobile Storage

Complete line of mobile pedestals, storage towers, and lateral files available.

5. Visual Privacy

Semi-clear poly comes standard. High-pressure laminate, whiteboard, printed acrylic, sound-dampening material or fabric-covered tackboards are also available for upper panels.

6. Accessories

Height-adjustable keyboard arms and trays available for add-on

7. Corner and Castor Covers

Corner covers come standard
Castor covers available as add-on options.

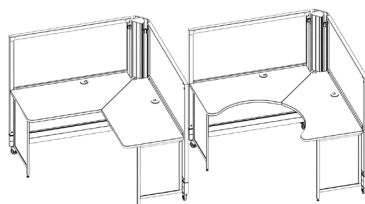
8. Wall Height

Standard heights are 29", 41", 52", or 66"
Panel extenders can be added for increased height, various material options available for panel extenders.

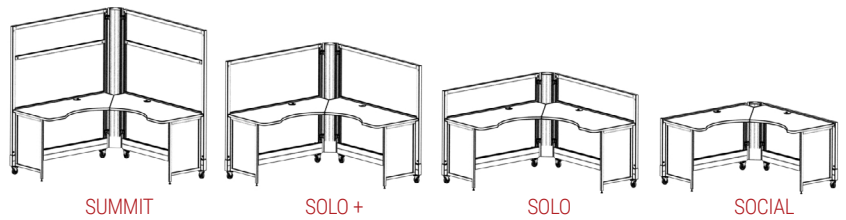
9. Mobility Lock

Stations can be fixed in place using a castor lock or linking plate to link to next station. Locks can only be removed with a screwdriver. Option for tamper-proof screws. (Stations can also be ordered with adjustable glides instead of castors at no additional charge.)

Castor lock available at no charge, upon request. 2 locks/station.



*Cockpit can be removed to provide a straight surface on both sides at no additional cost.



4x4 L-Shaped

MODEL #	PRODUCT DESCRIPTION	OPEN FOOTPRINT (LEFT x RIGHT)	CLOSED FOOTPRINT (DEEP x WIDE)	OPEN WORK SURFACE (HIGH x DEEP)	HEIGHT (IN INCHES)	WEIGHT (IN LBS)	PRICE (IN USD)
SS90D6648L6648R	Summit 90 Degree 4x4 L-Shaped station	54.5" x 54.5"	10" Deep x 48" Wide	29" High - 24" Deep	66"	185 lbs	\$3,219.49
SS120D6648L6648R	Summit 120 Degree 4x4 L-Shaped station	45" Deep x 91" Wide	10" Deep x 48" Wide	29" High - 24" Deep	66"	185 lbs	\$3,219.49
SS90D5248L5248R	Solo+ 90 Degree 4x4 L-Shaped station	54.5" x 54.5"	10" Deep x 48" Wide	29" High - 24" Deep	52"	165 lbs	\$2,433.68
SS120D5248L5248R	Solo+ 120 Degree 4x4 L-Shaped station	45" Deep x 91" Wide	10" Deep x 48" Wide	29" High - 24" Deep	52"	165 lbs	\$2,433.68
SS90D4148L4148R	Solo 90 Degree 4x4 L-Shaped station	54.5" x 54.5"	10" Deep x 48" Wide	29" High - 24" Deep	41"	140 lbs	\$2,362.45
SS120D4148L4148R	Solo 120 Degree 4x4 L-Shaped station	45" Deep x 91" Wide	10" Deep x 48" Wide	29" High - 24" Deep	41"	140 lbs	\$2,362.45
SS90D2948L2948R	Social 90 Degree 4x4 L-Shaped station	54.5" x 54.5"	10" Deep x 48" Wide	29" High - 24" Deep	29"	135 lbs	\$1,888.95
SS120D2948L2948R	Social 120 degree 4x4 L-Shaped station	45" Deep x 91" Wide	10" Deep x 48" Wide	29" High - 24" Deep	29"	135 lbs	\$1,889.41

5x5 L-Shaped

MODEL #	PRODUCT DESCRIPTION	OPEN FOOTPRINT (LEFT x RIGHT)	CLOSED FOOTPRINT (DEEP x WIDE)	OPEN WORK SURFACE (HIGH x DEEP)	HEIGHT (IN INCHES)	WEIGHT (IN LBS)	PRICE (IN USD)
SS90D6654L6654R	Summit 90 Degree 5x5 L-Shaped station	60" x 60"	10" Deep x 54" Wide	29" High - 24" Deep	66"	215 lbs	\$3,380.67
SS120D6654L6654R	Summit 120 Degree 5x5 L-Shaped Station	49" Deep x 102" Wide	10" Deep x 54" Wide	29" High - 24" Deep	66"	215 lbs	\$3,380.67
SS90D5254L5254R	Solo+ 90 Degree 5x5 L-Shaped station	60" x 60"	10" Deep x 54" Wide	29" High - 27" Deep	52"	190 lbs	\$2,554.68
SS120D5254L5254R	Solo+ 120 Degree 5x5 L-Shaped Station	49" Deep x 102" Wide	10" Deep x 54" Wide	29" High - 24" Deep	52"	190 lbs	\$2,554.68
SS90D4154L4154R	Solo 90 Degree 5x5 L-Shaped station	60" x 60"	10" Deep x 54" Wide	29" High - 27" Deep	41"	155 lbs	\$2,449.66
SS120D4154L4154R	Solo 120 Degree 5x5 L-Shaped Station	49" Deep x 102" Wide	10" Deep x 54" Wide	29" High - 24" Deep	41"	155 lbs	\$2,449.66
SS90D2954L2954R	Social 90 Degree 5x5 L-Shaped station	60" x 60"	10" Deep x 54" Wide	29" High - 24" Deep	29"	145 lbs	\$1,983.93
SS120D2954L2954R	Social 120 Degree 5x5 L-Shaped Station	49" Deep x 102" Wide	10" Deep x 54" Wide	29" High - 24" Deep	29"	145 lbs	\$1,983.93

6x6 L-Shaped

MODEL #	PRODUCT DESCRIPTION	OPEN FOOTPRINT (LEFT x RIGHT)	CLOSED FOOTPRINT (DEEP x WIDE)	OPEN WORK SURFACE (HIGH x DEEP)	HEIGHT (IN INCHES)	WEIGHT (IN LBS)	PRICE (IN USD)
SS90D6666L6666R	Summit 90 Degree 6x6 L-Shaped Station	72.5" x 72.5"	10" Deep x 66" Wide	29" High - 24" Deep	66"	245 lbs	\$3,478.84
SS120D6666L6666R	Summit 120 Degree 6x6 L-Shaped Station	54" Deep x 123" Wide	10" Deep x 66" Wide	29" High - 24" Deep	66"	245 lbs	\$3,478.84
SS90D5266L5266R	Solo+ 90 Degree 6x6 L-Shaped station	72.5" x 72.5"	10" Deep x 66" Wide	29" High - 24" Deep	52"	215 lbs	\$3,026.34
SS120D5266L5266R	Solo+ 120 Degree 6x6 L-Shaped Station	54" Deep x 123" Wide	10" Deep x 66" Wide	29" High - 24" Deep	52"	215 lbs	\$3,026.80
SS90D4166L4166R	Solo 90 Degree 6x6 L-Shaped station	72.5" x 72.5"	10" Deep x 66" Wide	29" High - 24" Deep	41"	185 lbs	\$2,934.11
SS120D4166L4166R	Solo 120 Degree 6x6 L-Shaped Station	54" Deep x 123" Wide	10" Deep x 66" Wide	29" High - 24" Deep	41"	185 lbs	\$2,934.11
SS90D2966L2966R	Social 90 Degree 6x6 L-Shaped station	72.5" x 72.5"	10" Deep x 66" Wide	29" High - 24" Deep	29"	155 lbs	\$2,363.36
SS120D2966L2966R	Social 120 Degree 6x6 L-Shaped Station	54" Deep x 123" Wide	10" Deep x 66" Wide	29" High - 24" Deep	29"	155 lbs	\$2,363.36

Stations can be ordered with different heights and widths on each side

8x8 L-Shaped

MODEL #	PRODUCT DESCRIPTION	OPEN FOOTPRINT (LEFT x RIGHT)	CLOSED FOOTPRINT (DEEP x WIDE)	OPEN WORK SURFACE (HIGH x DEEP)	HEIGHT (IN INCHES)	WEIGHT (IN LBS)	PRICE (IN USD)
SS90D6690L6690R	Summit 90 Degree 8x8 L-Shaped station	96" x 96"	10" Deep x 90" Wide	29" High - 24" Deep	66"	300 lbs	\$3,990.68
SS120D6690L6690R	Summit 120 Degree 8x8 L-Shaped Station	66" Deep x 163" Wide	10" Deep x 90" Wide	29" High - 24" Deep	66"	300 lbs	\$3,990.68
SS90D5290L5290R	Solo+ 90 Degree 8x8 L-Shaped station	96" x 96"	10" Deep x 90" Wide	29" High - 24" Deep	52"	260 lbs	\$3,308.52
SS120D5290L5290R	Solo+ 120 Degree 8x8 L-Shaped station	66" Deep x 163" Wide	10" Deep x 90" Wide	29" High - 24" Deep	52"	260 lbs	\$3,308.52
SS90D4190L4190R	Solo 90 Degree 8x8 L-Shaped station	96" x 96"	10" Deep x 90" Wide	29" High - 24" Deep	41"	245 lbs	\$3,206.25
SS120D4190L4190R	Solo 120 Degree 8x8 L-Shaped Station	66" Deep x 163" Wide	10" Deep x 90" Wide	29" High - 24" Deep	41"	245 lbs	\$3,206.25
SS90D2990L2990R	Social 90 Degree 8x8 L-Shaped Station	96" x 96"	10" Deep x 90" Wide	29" High - 24" Deep	29"	210 lbs	\$2,714.03
SS120D2990L2990R	Social 120 Degree 8x8 L-Shaped Station	66" Deep x 163" Wide	10" Deep x 90" Wide	29" High - 24" Deep	29"	210 lbs	\$2,714.03



4' Straight

MODEL #	PRODUCT DESCRIPTION	OPEN FOOTPRINT (LEFT x RIGHT)	CLOSED FOOTPRINT (DEEP x WIDE)	OPEN WORK SURFACE (HIGH x DEEP)	HEIGHT (IN INCHES)	WEIGHT (IN LBS)	PRICE (IN USD)
SS180D6648L6634R	Summit Straight 4x3	54.5" Left x 40" Right	10" Deep x 48" Wide	29" High - 24" Deep	66"	160 lbs	\$3,219.49
SS180D6634L6648R	Summit Straight 3x4	40" Left 54.5" Right	10" Deep x 48" Wide	29" High - 24" Deep	66"	160 lbs	\$3,219.49
SS180D5248L5234R	Solo+ Straight 4x3	54.5" Left x 40" Right	10" Deep x 48" Wide	29" High - 24" Deep	52"	140 lbs	\$2,298.98
SS180D5234L5248R	Solo+ Straight 3x4	40" Left x 54.5" Right	10" Deep x 48" Wide	29" High - 24" Deep	52"	140 lbs	\$2,298.98
SS180D4148L4134R	Solo Straight 4x3	54.5" Left x 40" Right	10" Deep x 48" Wide	29" High - 24" Deep	41"	135 lbs	\$2,228.66
SS180D4134L4148R	Solo Straight 3x4	40" Left x 54.5" Right	10" Deep x 48" Wide	29" High - 24" Deep	41"	135 lbs	\$2,228.66
SS180D2948L2934R	Social Straight 4x3	54.5" Left x 40" Right	10" Deep x 48" Wide	29" High - 24" Deep	29"	125 lbs	\$1,855.17
SS180D2934L2948R	Social Straight 3x4	40" Left x 54.5" Right	10" Deep x 48" Wide	29" High x 24" Deep	29"	125 lbs	\$1,855.17

5' Straight

MODEL #	PRODUCT DESCRIPTION	OPEN FOOTPRINT (LEFT x RIGHT)	CLOSED FOOTPRINT (DEEP x WIDE)	OPEN WORK SURFACE (HIGH x DEEP)	HEIGHT (IN INCHES)	WEIGHT (IN LBS)	PRICE (IN USD)
SS180D6654L6634R	Summit Straight 5x3	60" Left x 40" Right	10" Deep x 54" Wide	29" High - 24" Deep	66"	185 lbs	\$3,299.85
SS180D6634L6654R	Summit Straight 3x5	40" Left x 60" Right	10" Deep x 54" Wide	29" High - 24" Deep	66"	185 lbs	\$3,299.85
SS180D5254L5234R	Solo+ Straight 5x3	60" Left x 40" Right	10" Deep x 54" Wide	29" High - 24" Deep	52"	170 lbs	\$2,360.17
SS180D5234L5254R	Solo + Straight 3x5	40" Left x 60" Right	10" Deep x 54" Wide	29" High - 24" Deep	52"	170 lbs	\$2,360.17
SS180D4154L4134R	Solo Straight 5x3	60" Left x 40" Right	10" Deep x 54" Wide	29" High - 24" Deep	41"	165 lbs	\$2,272.04
SS180D4134L4154R	Solo Straight 3x5	40" Left x 60" Right	10" Deep x 54" Wide	29" High - 24" Deep	41"	165 lbs	\$2,272.04
SS180D2954L2934R	Social Straight 5x3	60" Left x 40" Right	10" Deep x 54" Wide	29" High - 24" Deep	29"	145 lbs	\$1,902.20
SS180D2934L2954R	Social Straight 3x5	40" Left x 60" Right	10" Deep x 54" Wide	29" High - 24" Deep	29"	145 lbs	\$1,902.20

18" walls flush to the worksurface depth are available for the same price as 34", to order change 34 to 18 in product code.
Flush walls are available in SUMMIT height.

Stations can be ordered with different heights and widths on each side

6' Straight

MODEL #	PRODUCT DESCRIPTION	OPEN FOOTPRINT (LEFT x RIGHT)	CLOSED FOOTPRINT (DEEP x WIDE)	OPEN WORK SURFACE (HIGH x DEEP)	HEIGHT (IN INCHES)	WEIGHT (IN LBS)	PRICE (IN USD)
SS180D6666L6634R	Summit Straight 6x3	72" Left x 40" Right	10" Deep x 66" Wide	29" High - 24" Deep	66"	215 lbs	\$3,349.16
SS180D6634L6666R	Summit Straight 3x6	40" Left x 72" Left	10" Deep x 66" Wide	29" High - 24" Deep	66"	215 lbs	\$3,349.16
SS180D5266L5234R	Solo+ Straight 6x3	72" Left x 40" Right	10" Deep x 66" Wide	29" High - 24" Deep	52"	205 lbs	\$2,595.77
SS180D5234L5266R	Solo+ Straight 3x6	40" Left x 72" Right	10" Deep x 66" Wide	29" High - 24" Deep	52"	205 lbs	\$2,595.77
SS180D4166L4134R	Solo Straight 6x3	72" Left x 40" Right	10" Deep x 66" Wide	29" High - 24" Deep	41"	195 lbs	\$2,514.50
SS180D4134L4166R	Solo Straight 3x6	40" Left x 72" Right	10" Deep x 66" Wide	29" High - 24" Deep	41"	195 lbs	\$2,514.50
SS180D2966L2934R	Social Straight 6x3	72" Left x 40" Right	10" Deep x 66" Wide	29" High - 24" Deep	29"	185 lbs	\$2,092.14
SS180D2934L2966R	Social Straight Surface Right	40" Left x 72" Right	10" Deep x 66" Wide	29" High - 24" Deep	29"	185 lbs	\$2,092.14

8' Straight

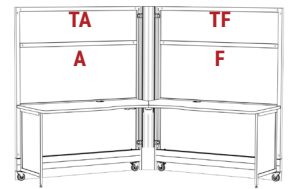
MODEL #	PRODUCT DESCRIPTION	OPEN FOOTPRINT (LEFT x RIGHT)	CLOSED FOOTPRINT (DEEP x WIDE)	OPEN WORK SURFACE (HIGH x DEEP)	HEIGHT (IN INCHES)	WEIGHT (IN LBS)	PRICE (IN USD)
SS180D6690L6634R	Summit Straight 8x3	96" Left x 40" Right	10" Deep x 90" Wide	29" High - 24" Deep	66"	255 lbs	\$3,604.40
SS180D6634L6690R	Summit Straight 3x8	40" Left x 96" Right	10" Deep x 90" Wide	29" High - 24" Deep	66"	255 lbs	\$3,604.40
SS180D5290L5234R	Solo + Straight 8x3	96" Left x 40" Right	10" Deep x 90" Wide	29" High - 24" Deep	52"	235 lbs	\$2,736.40
SS180D5234L5290R	Solo+ Straight 3x8	40" Left x 96" Right	10" Deep x 90" Wide	29" High - 24" Deep	52"	235 lbs	\$2,736.40
SS180D4190L4134R	Solo Straight 8x3	96" Left x 40" Right	10" Deep x 90" Wide	29" High - 24" Deep	41"	220 lbs	\$2,650.11
SS180D4134L4190R	Solo Straight 3x8	40" Left x 96" Right	10" Deep x 90" Wide	29" High - 24" Deep	41"	220 lbs	\$2,650.11
SS180D2990L2934R	Social Straight 8x3	96" Left x 40" Right	10" Deep x 90" Wide	29" High - 24" Deep	29"	205 lbs	\$2,267.93
SS180D2934L2990R	Social Straight 3x8	40" Left x 96" Right	10" Deep x 90" Wide	29" High - 24" Deep	29"	205 lbs	\$2,267.93

18" walls flush to the worksurface depth are available for the same price as 34", to order change 34 to 18 in product code.
Flush walls are available in SUMMIT height.

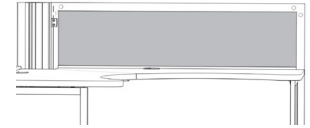
Stations can be ordered with different heights and widths on each side

Upper Panel Selection 4x4

MODEL #	PRODUCT DESCRIPTION	PRICE (IN USD)
SOLO (41")		
SSWWBM 4x4	Laminate Inside Laminate Outside	\$36.07
SSWBF 4x4	Whiteboard or laminate Inside Fabric Outside	\$78.54
SSWBB 4x4	Whiteboard on Inside and Outside	\$54.79
SSTB 4x4	Fabric covered tackboards on Inside and Outside	\$124.65
SSMWBF 4x4	Solo Magnetic Whiteboard Inside/Fabric Outside	\$118.72
SSMWBB 4x4	Solo Magnetic Whiteboard Inside and Outside	\$88.58
SSEZO 4x4	Solo PET Acoustic Ezobord Upper Panel Space-saver	\$116.89

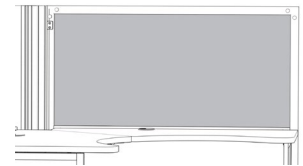


When ordering upper panels, must specify location using above diagram.




SOLO+ (52")

SS+WWBM 4x4	Laminate Inside laminate Outside	\$95.89
SS+WBF 4x4	Whiteboard or laminate Inside fabric Outside	\$162.09
SS+WBB 4x4	Whiteboard on Inside and Outside	\$132.41
SS+TB 4x4	Fabric covered tackboards on Inside and Outside	\$228.76
SS+MWBF 4x4	Solo+ Spacesaver Magnetic Whiteboard one side and fabric on other	\$209.58
SS+MWBB 4x4	Solo + Space-saver Magnetic Whiteboard Inside and Outside	\$187.21
SS+Ezo 4x4	Solo+ PET Acoustic Ezobord Upper Panel Space-saver	\$221.91




SUMMIT (66") - UPPER

SSWWBMT 4x4	Summit Upper Laminate inside Laminate Outside 4x4	\$36.07
SSWBFT 4x4	Summit Upper Whiteboard one side and fabric other	\$78.54
SSWBBT 4x4	Summit Upper Whiteboard on both sides Spacesaver	\$54.79
SSTBT 4x4	Summit Upper Fabric covered tackboard on both sides space	\$124.65
SSMWBFT 4x4	Summit TOP space-saver Magnetic Whiteboard Inside/Fabric Outside	\$118.72
SSMWBBT 4x4	Summit TOP Spacesaver Magnetic Whiteboard Inside and Outside	\$88.58
SSEZOT 4x4	Summit TOP PET Acoustic Ezobord Upper Panel Space-saver	\$116.89



SUMMIT (66") - LOWER

SS+WWBM 4x4	Laminate Inside laminate Outside	\$95.89
SS+WBF 4x4	Whiteboard or laminate Inside fabric Outside	\$162.09
SS+WBB 4x4	Whiteboard on Inside and Outside	\$132.41
SS+TB 4x4	Fabric covered tackboards on Inside and Outside	\$228.76
SS+MWBF 4x4	Solo+ Spacesaver Magnetic Whiteboard one side and fabric on other	\$209.58
SS+MWBB 4x4	Solo + Space-saver Magnetic Whiteboard Inside and Outside	\$187.21
SS+Ezo 4x4	Solo+ PET Acoustic Ezobord Upper Panel Space-saver	\$221.91



All SUMMIT (66")

For fabric panel choices go to www.swiftspaceinc.com/design/ visit the CFStinson portal and click on 'Panel'

Upper Panel Selection 5x5

MODEL #	PRODUCT DESCRIPTION	PRICE (IN USD)
SOLO (41")		
SSWWBM 5x5	Laminate Inside Laminate Outside	\$43.83
SSWBF 5x5	Whiteboard or Laminate Inside Fabric Outside	\$94.97
SSWBB 5x5	Whiteboard on Inside and Outside	\$65.75
SSTB 5x5	Fabric covered tackboards on Inside and Outside	\$148.85
SSMWB 5x5	Solo 5x5 Magnetic Whiteboard Inside/Fabric Outside	\$141.55
SSMWBB 5x5	Solo 5x5 Magnetic Whiteboard both sides	\$106.84
SSEZO 5x5	Solo PET Acoustic Ezobord Upper Panel 5ft	\$147.48

SOLO+ (52")

SS+WWBM 5x5	Laminate Inside Laminate Outside	\$114.61
SS+WBF 5x5	Whiteboard or laminate Inside fabric Outside	\$195.42
SS+WBB 5x5	Whiteboard on Inside and Outside	\$158.90
SS+TB 5x5	Fabric covered tackboards on Inside and Outside	\$273.96
SS+MWB 5x5	Solo+ 5x5 Magnetic Whiteboard one side and fabric on other	\$251.59
SS+MWBB 5x5	Solo +5x5 Magnetic Whiteboard Inside and Outside	\$224.65
SS+Ezo 5x5	Solo+ PET Acoustic Ezobord Upper Panel 5ft	\$244.74

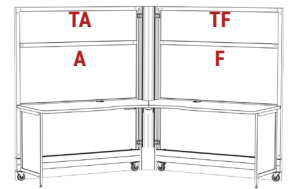
SUMMIT (66") - UPPER

SSWWBMT 5x5	Summit Upper Laminate inside Laminate Outside 5x5	\$43.83
SSWBFT 5x5	Summit Upper Whiteboard one side and fabric on other 5x5	\$94.97
SSWBBT 5x5	Summit Upper Whiteboard on both sides 5x5	\$65.75
SSTBT 5x5	Summit Upper Fabric covered tackboard on both sides 5x5	\$148.85
SSMWBT 5x5	Summit TOP 5x5 Magnetic Whiteboard Inside/Fabric Outside	\$141.55
SSMWBBT 5x5	Summit TOP 5x5 Magnetic Whiteboard Inside and Outside	\$106.84
SSEZOT 5x5	Summit TOP PET Acoustic Ezobord Upper Panel 5x5	\$147.48

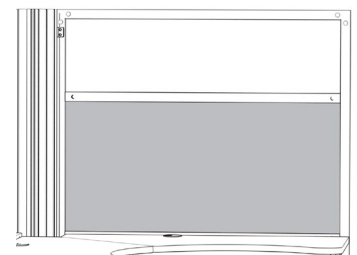
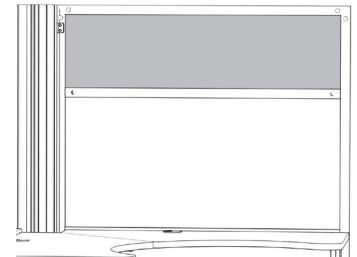
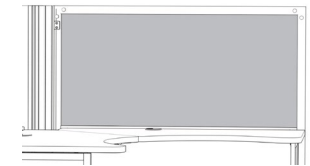
SUMMIT (66") - LOWER

SS+WWBM 5x5	Laminate Inside Laminate Outside	\$114.61
SS+WBF 5x5	Whiteboard or laminate Inside fabric Outside	\$195.42
SS+WBB 5x5	Whiteboard on Inside and Outside	\$158.90
SS+TB 5x5	Fabric covered tackboards on Inside and Outside	\$273.96
SS+MWB 5x5	Solo+ 5x5 Magnetic Whiteboard one side and fabric on other	\$251.59
SS+MWBB 5x5	Solo +5x5 Magnetic Whiteboard Inside and Outside	\$224.65
SS+Ezo 5x5	Solo+ PET Acoustic Ezobord Upper Panel 5ft	\$244.74

All SUMMIT (66")



When ordering upper panels, must specify location using above diagram.



For fabric panel choices go to www.swiftspaceinc.com/design/ visit the CFStinson portal and click on 'Panel'

Upper Panel Selection 6x6

MODEL #	PRODUCT DESCRIPTION	PRICE (IN USD)
SOLO (41")		
SSWWBM 6x6	Laminate Inside Laminate Outside	\$21.46
SSWBF 6x6	Whiteboard or laminate Inside Fabric Outside	\$55.71
SSWBB 6x6	Whiteboard on Inside and Outside	\$33.79
SSTB 6x6	Fabric covered tackboards on Inside and Outside	\$88.58
SSMWBF 6x6	Solo Magnetic whiteboard one side and fabric on other 6x6	\$98.63
SSMWBB 6x6	Solo Magnetic Whiteboard on Inside and outside 6x6	\$69.40
SSEZO 6x6	Solo PET Acoustic Ezobord Upper Panel 6ft	\$101.37

SOLO+ (52")

SS+WWBM 6x6	Laminate Inside Laminate Outside	\$40.18
SS+WBF 6x6	Whiteboard or laminate Inside Fabric Outside	\$90.86
SS+WBB 6x6	Solo+ Whiteboard on Inside and Outside	\$65.29
SS+TB 6x6	Fabric covered tackboards on Inside and Outside	\$141.09
SS+MWBF 6x6	Solo+ 6x6 Magnetic Whiteboard one side and fabric on other	\$157.53
SS+MWBB 6x6	Solo + 6x6 Magnetic Whiteboard Inside and Outside	\$135.61
SS+Ezo 6x6	Solo+ PET Acoustic Ezobord Upper Panel 6 ft	\$141.09

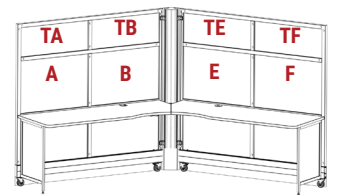
SUMMIT (66") - UPPER

SSWWBMT 6x6	Summit Upper Laminate Inside Laminate Outside 6x6	\$21.46
SSWBFT 6x6	Summit Upper Whiteboard one side and fabric on other 6x6	\$55.71
SSWBBT 6x6	Summit Upper Whiteboard on both sides 6x6	\$33.79
SSTBT 6x6	Summit Upper Fabric covered tackboard on both sides 6x6	\$88.58
SSMWBFT 6x6	Summit TOP 6x6 Magnetic Whiteboard Inside/Fabric Outside	\$98.63
SSMWBBT 6x6	Summit TOP 6x6 Magnetic Whiteboard Inside and Outside	\$69.40
SSEZOT 6x6	Summit TOP 6x6 PET Acoustic Ezobord Upper Panel	\$101.37

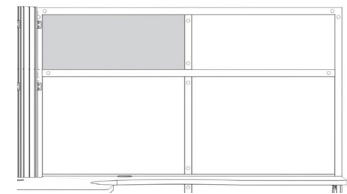
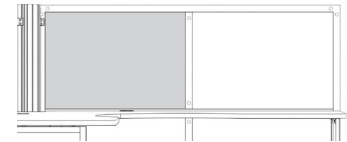
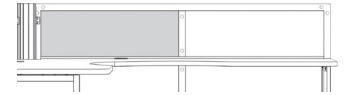
SUMMIT (66") - LOWER

SS+WWBM 6x6	Laminate Inside Laminate Outside	\$40.18
SS+WBF 6x6	Whiteboard or laminate Inside Fabric Outside	\$90.86
SS+WBB 6x6	Solo+ Whiteboard on Inside and Outside	\$65.29
SS+TB 6x6	Fabric covered tackboards on Inside and Outside	\$141.09
SS+MWBF 6x6	Solo+ 6x6 Magnetic Whiteboard one side and fabric on other	\$157.53
SS+MWBB 6x6	Solo + 6x6 Magnetic Whiteboard Inside and Outside	\$135.61
SS+Ezo 6x6	Solo+ PET Acoustic Ezobord Upper Panel 6 ft	\$141.09

All SUMMIT (66")

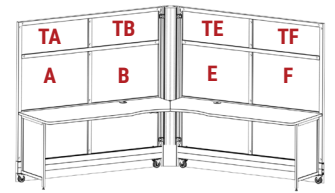


When ordering upper panels, must specify location using above diagram.

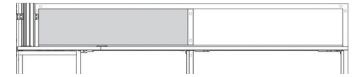


Upper Panel Selection 8x8

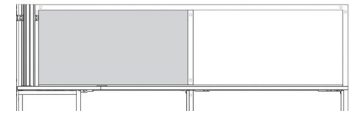
MODEL #	PRODUCT DESCRIPTION	PRICE (IN USD)
SOLO (41")		
SSWWBM 8x8	Laminate Inside Laminate Outside	\$36.07
SSWBF 8x8	Whiteboard or laminate Inside Fabric Outside	\$78.54
SSWBB 8x8	Whiteboard on Inside and Outside	\$54.79
SSTB 8x8	Fabric covered tackboards on Inside and Outside	\$124.65
SSMWB 8x8	Solo 8x8 Magnetic Whiteboard Inside/Fabric Outside	\$118.72
SSMWBB 8x8	Solo 8x8 Magnetic Whiteboard both sides	\$88.58
SSEZO 8x8	Solo PET Acoustic Ezobord Upper Panel 8 ft	\$116.89



When ordering upper panels, must specify location using above diagram.




SOLO+ (52")		
SS+WWBM 8x8	Laminate Inside Laminate Outside	\$95.89
SS+WBF 8x8	Whiteboard or laminate Inside fabric Outside	\$162.09
SS+WBB 8x8	Whiteboard on Inside and Outside	\$132.41
SS+TB 8x8	Fabric covered tackboards on Inside and Outside	\$228.76
SS+MWB 8x8	Solo+ 8x8 Magnetic Whiteboard one side and fabric on other	\$209.58
SS+MWBB 8x8	Solo+8 Magnetic Whiteboard both 8x8	\$187.21
SS+Ezo 8x8	Solo+ PET Acoustic Ezobord Upper Panel 8ft	\$221.91



SUMMIT (66") - UPPER

SSWWBMT 8x8	Summit Upper Laminate Inside Laminate Outside 8x8	\$36.07
SSWBFT 8x8	Summit Upper Whiteboard one side and fabric on other 8x8	\$78.54
SSWBBT 8x8	Summit Upper Whiteboard on both sides 8x8	\$54.79
SSTBT 8x8	Summit Upper Fabric covered tackboard on both sides 8x8	\$124.65
SSMWBFT 8x8	Summit TOP 8x8 Magnetic Whiteboard Inside/Fabric Outside	\$118.72
SSMWBBT 8x8	Summit TOP 8x8 Magnetic Whiteboard Inside and Outside	\$88.58
SSEZOT 8x8	Summit Top 8x8 PET Acoustic Ezobord Upper Panel	\$116.89



SUMMIT (66") - LOWER

SS+WWBM 8x8	Laminate Inside Laminate Outside	\$95.89
SS+WBF 8x8	Whiteboard or laminate Inside fabric Outside	\$162.09
SS+WBB 8x8	Whiteboard on Inside and Outside	\$132.41
SS+TB 8x8	Fabric covered tackboards on Inside and Outside	\$228.76
SS+MWB 8x8	Solo+ 8x8 Magnetic Whiteboard one side and fabric on other	\$209.58
SS+MWBB 8x8	Solo+8 Magnetic Whiteboard both 8x8	\$187.21
SS+Ezo 8x8	Solo+ PET Acoustic Ezobord Upper Panel 8ft	\$221.91

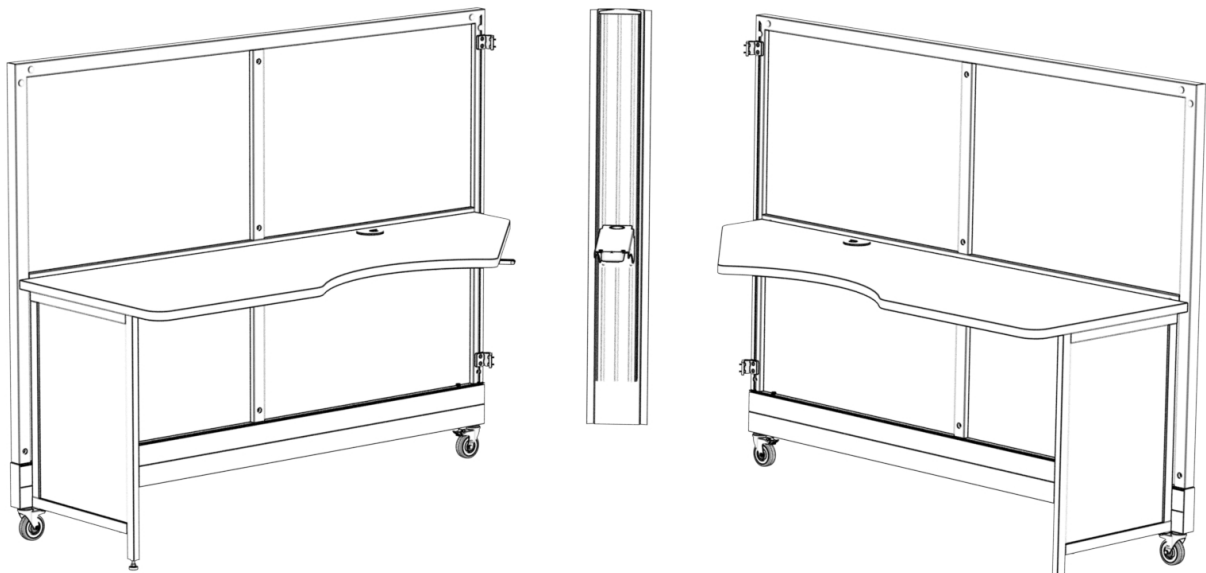


All SUMMIT (66")

For fabric panel choices go to www.swiftspaceinc.com/design/ visit the CFStinson portal and click on 'Panel'

Model Selection Chart

Swiftspace Solo stations can be ordered in different wall and worksurface lengths and wall heights. Please see chart below to create the Custom Part Number.



Left Wall + Centre Bar + Right Wall

To determine the list price of a station, pick a Left wall, Centre Bar and Right wall
e.g. SS2948L5266R: 705.45 + 269.85 + 1175.75 = \$2151.05 List

Left Wall	Wall Height	Wall Length + 6" when open - Worksurface and Gable included in price					
		18"	34"	48"	54"	66"	90"
	29"	\$779.46	\$779.46	\$814.79	\$882.51	\$1051.58	\$1227.73
	41"	\$902.87	\$902.87	\$1027.44	\$1081.65	\$1323.18	\$1458.77
	52"	\$926.60	\$926.60	\$1061.07	\$1061.07	\$1358.00	\$1498.27
	66"	N/A	\$1437.63	\$1438.15	\$1517.79	\$1567.36	\$1823.13
Centre Post	Wall Height	List Price					
	29"	\$261.05					
	41"	\$2672.25					
	52"	\$311.67					
	66"	\$344.38					
Right Wall	Wall Height	Wall Length + 6" when open - Worksurface and Gable included in price					
		18"	34"	48"	54"	66"	90"
	29"	\$779.46	\$779.46	\$814.79	\$882.51	\$1051.58	\$1227.73
	41"	\$902.87	\$902.87	\$1027.44	\$1081.65	\$1323.18	\$1458.77
	52"	\$926.60	\$926.60	\$1061.07	\$1061.07	\$1358.00	\$1498.27
	66"	N/A	\$1437.63	\$1438.15	\$1517.79	\$1567.36	\$1823.13

ONE

Choose the height and length of the left wall






TWO

Choose the height of the centre bar (must be as tall as the highest wall)

THREE

Choose the height and length of the right wall

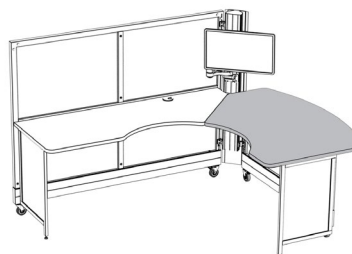
Specialty Workstations

MODEL #	PRODUCT DESCRIPTION	OPEN FOOT- PRINT (LEFT x RIGHT)	CLOSED FOOT- PRINT (DEEP x WIDE)	OPEN WORK SURFACE (HIGH x DEEP)	HEIGHT (IN INCHES)	PRICE (IN USD)	
SS4134LTR2934R	Access Point with Transaction Top	40" Left x 40" Right	10" Deep 34" Wide	29" High - 24" Deep	41"L 29"R	\$2,224.10	
SS90D5260C4W5218	Solo + 4 Person Study Carrel	50" Deep x 72" Wide	18" Deep x 60" Wide	29" High - 24" Deep	52"	\$6,075.06	<i>*Transaction top included</i> 
SS90D5260C2W2918L-2W2918R	Solo + 2x5x2 Hospitality station - Shared Wall 6' when open	50" Deep x 72" Wide	18" Deep x 60" Wide	29" High - 24" Deep	29"L x 52"C x 29"R	\$5,385.14	<i>*Privacy panels included</i> 
SS90D4118L-4160C4118R	Solo 2x6x2 Reception Station	27" Deep x 72" Deep	18" Deep x 60" Wide	29" High - 24" Deep	41"	\$4,214.87	<i>*Monitor arm and monitor not included</i> 
SS90D5230L-5266C5266R	Solo + 6x6 Treatment Station	72" x 72"	10" Deep x 66" Wide	29" High - 24" Deep	52"	\$3,907.13	<i>*Transaction top included</i> 

Additional Options

MODEL #	PRODUCT DESCRIPTION	PRICE (IN USD)
SSFS	Flip-over top straight edge	\$178.99
SSFB	Flip-over top bow edge	\$178.99

Increase the depth of your workspace up to 36", and create space for visitors with a Flip-Over Top. Available with Straight Edge (FS) or Bow Front Edge (FB). The Flip-Over Top option can be ordered on both left and right work-surfaces or in combination with a SOCIAL, SOLO, SOLO+, or SUMMIT wall heights. The Flip-Over Top can be ordered with a straight or bow front edge which works well for reception use.



Upgrade any station with a Flip-Over Top

*Specify side

MODEL #	PRODUCT DESCRIPTION	PRICE (IN USD)
SSTR34	Transaction Top For Access point Station (34in Wall)	\$252.50
SSTR48	Transaction Top For 4x4 (48in Wall)	\$252.50
SSTR54	Transaction Top For 5x5 (54in Wall)	\$485.82
SSTR66	Transaction Top For 6x6 (66in Wall)	\$485.82
SSTR90	Transaction Top For 8x8 (90in Wall)	\$485.82

The Transaction Top option can be ordered on left and/or right worksurfaces on SOLO height walls. The top remains fixed in the position as shown even when the station is closed.

(Transaction Tops length and depth can be customized. Please call Customer Service) Add on Unit Weight for Transaction Top - 25 lbs for 32" or 50 lbs for 64"
When ordering the Transaction Top add "TR" after "L" and/or "R"



Available in rectangular, oval and eclipse

*Specify side

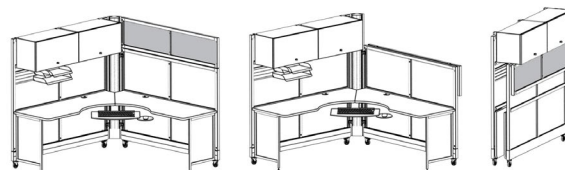
MODEL #	PRODUCT DESCRIPTION	PRICE (IN USD)
FD	Fold Down Upper Panel	\$295.42

The Fold Down Upper Panel can be ordered on either left and/or right walls on both SOLO and SOLO+, in all lengths.

*On SUMMIT height walls, the top panel can be folded down to allow closure with overheads.

When ordering the Fold Down option add "FD" after "L" and/or "R".
Must add 1 unit for each folding wall on the station.

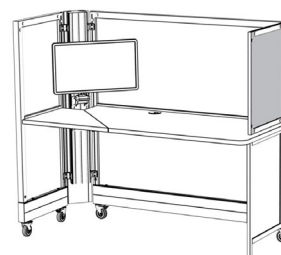
*Centre Post has to be height of wall



MODEL #	PRODUCT DESCRIPTION	WIDTH (IN INCHES)	HEIGHT (IN INCHES)	PRICE (IN USD)
SSAPPSolo	Add-on Privacy Panel 12"H	16"	12"	\$284.01
SSAPPSolo+	Add-On Privacy Panel 24"H	16"	24"	\$320.53
SSAPPSummit	Add-on Privacy Panel 36"H	16"	36"	\$357.52

Available for both SOLO, SOLO+ and SUMMIT heights, the side Privacy Panel can be easily closed against the upper panel when not in use.

Available in polycarbonate, laminate, whiteboard, ezobord or fabric covered tackboards.



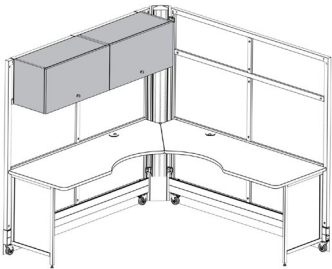
Additional Options

MODEL #	PRODUCT DESCRIPTION	WIDTH (IN INCHES)	HEIGHT (IN INCHES)	PRICE (IN USD)
SSOHS24W	24" W Overhead - with lock	13.5"	15"	\$336.51
SSOHS30W	30" W Metal Overhead with lock	13.5"	15"	\$357.52
SSOHS36W	36" W Overhead - with lock	13.5"	15"	\$371.22

Swiftspace Overheads can be added to any of the 66" high walls or they can be wall mounted to fixed walls. The overheads are made from 18 gauge side and bottom panels for extra support and security. Overhead cabinets feature a door that flips up and recedes over the top of the cabinet, revealing a fixed shelf with 12 3/4" of clearance. Flipper doors feature ball-bearing gliders for smooth operation. Softdown flipper slides are available as a soft closing option. Overheads come with locks that can be keyed alike with other storage components. Overheads can be fastened to the station wall or can be wall mounted. They can be ordered in the same colours as the Mobile Pedestals and Storage Towers, also available in whiteboard finish at no additional cost. Overhead quantity limited to wall dimensions.

**Stations do NOT fold with Overheads attached.
In order to fold, the wall opposite the overheads must be lowered 16"*

The Overheads are not attached to the stations during initial shipping.



SSUCTL	Under Cabinet/Shelf Task Light 17" long under cabinet light with 6.6W LED light Light connects to the centre bar of the station	\$252.04
--------	---	----------



MODEL #	PRODUCT DESCRIPTION	PRICE (IN USD)	
S Bar	Privacy wall hinge bar to allow fold of 270 degrees	\$115.52	+ Cost of additional mobile wall (page 56)

The wall system can be added to the Solo Line of Stations to add additional privacy with the use of and "S" Bar which allows for 270 degree adjust-ability.
Use a Swiftspace Layout for best results.

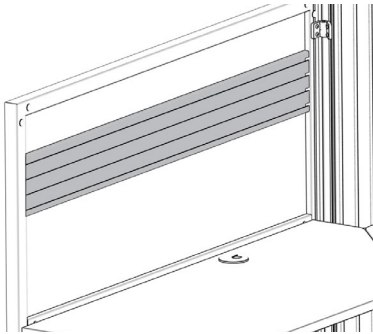
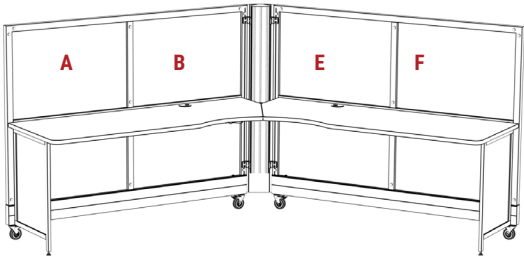


SSPWRPOLE	Power Pole - from centre bar to ceiling	\$232.41
SSWBRKTS	Single 90 Degree Wall Bracket - Clamp-on SOLO Series	\$83.56
SSWBRKTD	Double 90 Degree Wall Bracket - Clamp-on SOLO Series	\$138.81

Solo Accessories


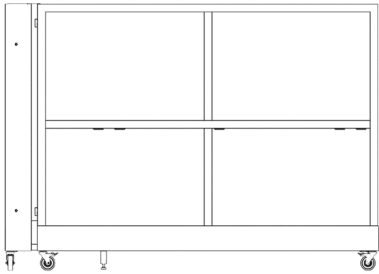
MODEL #	PRODUCT DESCRIPTION	PRICE (IN USD)
SSACR34	6"H Accessory Rail for 6x6	\$164.83
SSACR48	6"H Accessory Rail for 4x4	\$190.86
SSACR58	6"H Accessory Rail for 5x5	\$211.41
SSACR46	6"H Accessory Rail for 8x8	\$190.86

Made from aluminum, fastens to the interior uprights of the work-walls.
When ordering rail, must specify location using diagram below. If you are ordering a custom wall length the accessory rail length will be adjusted to the same price.



MODEL #	PRODUCT DESCRIPTION	PRICE (IN USD)
SSCC34	34" Aluminum Caster Cover (one side)	\$24.66
SSCC48	48" Aluminum Caster Cover (one side)	\$35.16
SSCC54	54" Aluminum Caster Cover (one side)	\$40.18
SSCC66	66" Aluminum Caster Cover (one side)	\$48.40
SSCC90	90" Aluminum Caster Cover (one side)	\$65.75

Made from aluminum, fastens to the bottom slot of the power data rail.
When ordering rail, must specify Left, Right or both walls. If you are ordering custom wall length please contact Swiftspace for a quote.

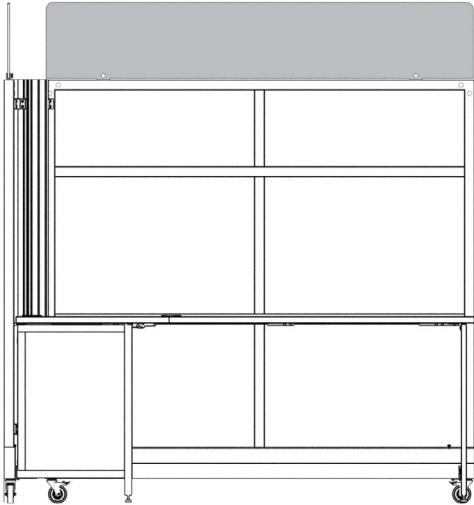


Panel Extenders

MODEL #	PRODUCT DESCRIPTION	WIDTH (IN INCHES)	HEIGHT (IN INCHES)	PRICE (IN USD)
SSPEX1219	12" Acrylic Panel Extender for 19" Walls	19"	12"	\$113.24
SSPEX1224	12" Acrylic Panel Extender for 24" Walls	24"	12"	\$113.24
SSPEX1236	12" Acrylic Panel Extender for 36" Walls	36"	12"	\$131.96
SSPEX1248	12" Acrylic Panel Extender for 48" Walls	48"	12"	\$170.77
SSPEX1254	12" Acrylic Panel Extender for 54" Walls	54"	12"	\$275.33
SSPEX1266	12" Acrylic Panel Extender for 66" Walls	66"	12"	\$280.81
SSPEX1272	12" Acrylic Panel Extender for 72" Walls	72"	12"	\$286.29
SSPEX1282	12" Acrylic Panel Extender for 82" Walls	82"	12"	\$292.22
SSPEX1296	12" Acrylic Panel Extender for 96" Walls	96"	12"	\$297.70
SSPEX2419	24" Acrylic Panel Extender for 19" Walls	19"	24"	\$158.44
SSPEX2424	24" Acrylic Panel Extender for 24" Walls	24"	24"	\$158.44
SSPEX2436	24" Acrylic Panel Extender for 36" Walls	36"	24"	\$191.77
SSPEX2448	24" Acrylic Panel Extender for 48" Walls	48"	24"	\$261.63
SSPEX2454	24" Acrylic Panel Extender for 54" Walls	54"	24"	\$486.28
SSPEX2466	24" Acrylic Panel Extender for 66" Walls	66"	24"	\$496.32
SSPEX2472	24" Acrylic Panel Extender for 72" Walls	72"	24"	\$506.37
SSPEX2482	24" Acrylic Panel Extender for 82" Walls	82"	24"	\$516.41
SSPEX2496	24" Acrylic Panel Extender for 96" Walls	96"	24"	\$526.46

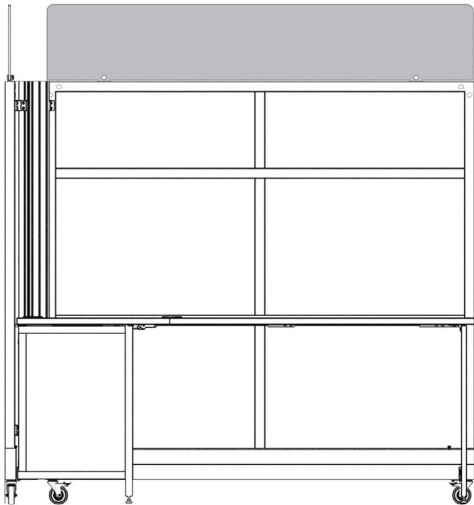
Acrylic Panel Extenders are made from 3/16 inch Satin Ice Acrylic. The panel holders can be installed at the plant, on in the field. The panels themselves can be easily removed by loosening the thumb-wheels in the holders.

SSEZOPEX1219	12" PET Acoustic Ezobord Panel Extender for 19" Walls	19"	12"	\$97.26
SSEZOPEX1224	12" PET Acoustic Ezobord Panel Extender for 24" Walls	24"	12"	\$104.10
SSEZOPEX1236	12" PET Acoustic Ezobord Panel Extender for 36" Walls	36"	12"	\$119.17
SSEZOPEX1248	12" PET Acoustic Ezobord Panel Extender for 48" Walls	48"	12"	\$124.20
SSEZOPEX1254	12" PET Acoustic Ezobord Panel Extender for 54" Walls	54"	12"	\$125.57
SSEZOPEX1266	12" PET Acoustic Ezobord Panel Extender for 66" Walls	66"	12"	\$144.74
SSEZOPEX1272	12" PET Acoustic Ezobord Panel Extender for 72" Walls	72"	12"	\$153.87
SSEZOPEX1282	12" PET Acoustic Ezobord Panel Extender for 82" Walls	82"	12"	\$194.51
SSEZOPEX1296	12" PET Acoustic Ezobord Panel Extender for 96" Walls	96"	12"	\$203.64
SSEZOPEX2419	24" PET Acoustic Ezobord Panel Extender for 19" Walls	19"	24"	\$124.20
SSEZOPEX2424	24" PET Acoustic Ezobord Panel Extender for 24" Walls	24"	24"	\$129.22
SSEZOPEX2436	24" PET Acoustic Ezobord Panel Extender for 36" Walls	36"	24"	\$158.90
SSEZOPEX2448	24" PET Acoustic Ezobord Panel Extender for 48" Walls	48"	24"	\$168.94
SSEZOPEX2454	24" PET Acoustic Ezobord Panel Extender for 54" Walls	54"	24"	\$171.68
SSEZOPEX2466	24" PET Acoustic Ezobord Panel Extender for 66" Walls	66"	24"	\$209.12
SSEZOPEX2472	24" PET Acoustic Ezobord Panel Extender for 72" Walls	72"	24"	\$227.84
SSEZOPEX2482	24" PET Acoustic Ezobord Panel Extender for 82" Walls	82"	24"	\$277.61
SSEZOPEX2496	24" PET Acoustic Ezobord Panel Extender for 96" Walls	96"	24"	\$296.33




Panel Extenders

MODEL #	PRODUCT DESCRIPTION	WIDTH (IN INCHES)	HEIGHT (IN INCHES)	PRICE (IN USD)
SSMELPEX1219	12" Laminate Panel Extender for 19" Walls	19"	12"	\$104.56
SSMELPEX1224	12" Laminate Panel Extender for 24" Walls	24"	12"	\$104.56
SSMELPEX1236	12" Laminate Panel Extender for 36" Walls	36"	12"	\$119.17
SSMELPEX1248	12" Laminate Panel Extender for 48" Walls	48"	12"	\$133.33
SSMELPEX1254	12" Laminate Panel Extender for 54" Walls	54"	12"	\$176.25
SSMELPEX1266	12" Laminate Panel Extender for 66" Walls	66"	12"	\$179.90
SSMELPEX1272	12" Laminate Panel Extender for 72" Walls	72"	12"	\$183.55
SSMELPEX1282	12" Laminate Panel Extender for 82" Walls	82"	12"	\$187.21
SSMELPEX1296	12" Laminate Panel Extender for 96" Walls	96"	12"	\$190.86
SSMELPEX2419	24" Laminate Panel Extender for 19" Walls	19"	24"	\$121.46
SSMELPEX2424	24" Laminate Panel Extender for 24" Walls	24"	24"	\$121.46
SSMELPEX2436	24" Laminate Panel Extender for 36" Walls	36"	24"	\$128.30
SSMELPEX2448	24" Laminate Panel Extender for 48" Walls	48"	24"	\$144.29
SSMELPEX2454	24" Laminate Panel Extender for 54" Walls	54"	24"	\$216.43
SSMELPEX2466	24" Laminate Panel Extender for 66" Walls	66"	24"	\$220.54
SSMELPEX2472	24" Laminate Panel Extender for 72" Walls	72"	24"	\$224.65
SSMELPEX2482	24" Laminate Panel Extender for 82" Walls	82"	24"	\$229.67
SSMELPEX2496	24" Laminate Panel Extender for 96" Walls	96"	24"	\$233.78



Quick Ship

Swiftship products ship fully assembled in nine business days and install in under a minute!




Heights:

Social (29") Solo (41") Solo + (52") Summit (66")
Available in L-shape configuration

Lengths:


Space saver (54" open) & 6x6 (72" open)
Or a combination of sizes

Surface Finish:




All surfaces will be done in Designer White
with White Edgebanding


Bottom Panel Finish Options:



Designer White



River Cherry



Cosmic Strandz




Sterling Ash

Upper panels can be done in standard poly or further customize your station with one of 19 colours of PET Acoustic Ezobord sound-absorbent material.



Pure Black Charcoal Grey Ebony Slate Dark Grey Silver Grey Classic White Light Beige Desert Sand Sunny Days Tiger Orange



Ruby Red Deep Purple Midnight Navy Polar Ice Aegean Blue Evening Blue Sunset Pink Vanilla Cream

Strata Overview



1. Wall Height

Standard heights are 41", 52" and 66". Panel extenders can be added for increased height, various material options available for panel extenders.

2. Worksurface

Standard depth is 24" and 48", 60", 66" or 72" wide. Custom lengths available. Worksurfaces come standard with notch and centered grommet.

3. Power and Data

Option to add power bar with 15 ft power cord for flexible connection to wall, floor or other stations. For longer runs, a 4-circuit 80 amp quick connect/disconnect power system can be added. Separate compartment for running up to 40 data cables.

4. Visual Privacy

Semi-clear poly comes standard. High-pressure laminate, whiteboard laminate, printed acrylic, sound-dampening material or fabric-covered tackboards are also available for upper panels.

5. Accessories

Height-adjustable keyboard arms and trays available for add-on.

6. Accessory Rail

For mounting monitors, shelves, paper slots and binder storage.

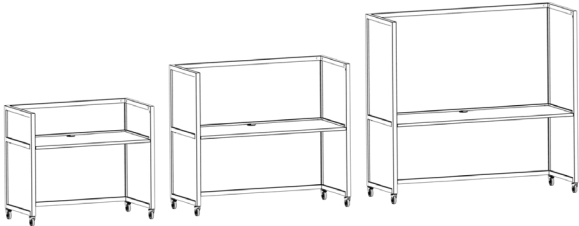
7. Storage

Under surface box/file hanging storage with lock, above surface with adjustable open shelving, or adjustable shelving with lockable door.

Castor lock available at no charge, upon request. 2 locks/station.

Standard height-adjust controller has integrated Bluetooth compatibility. Please specify if Bluetooth is **not** required.

Strata



MODEL #	PRODUCT DESCRIPTION	OPEN FOOTPRINT (LEFT x RIGHT)	OPEN WORK SURFACE (HIGH x DEEP)	PRICE (IN USD)
---------	---------------------	----------------------------------	------------------------------------	-------------------

SOLO (41")

SSSTR4148	Strata - 41"H x 48"L	26" x 48"	24" Deep x 46" Wide	\$1,605.86
SSSTR4160	Strata - 41"H x 60"L	26" x 60"	24" Deep x 58" Wide	\$1,688.96
SSSTR4166	Strata - 41"H x 66"L	26" x 66"	24" Deep x 64" Wide	\$1,772.06
SSSTR4172	Strata - 41"H x 72"L	26" x 72"	24" Deep x 70" Wide	\$1,993.52

SOLO+ (52")

SSSTR5248	Strata - 52"H x 48"L	26" x 48"	24" Deep x 46" Wide	\$1,716.82
SSSTR5260	Strata - 52"H x 60"L	26" x 60"	24" Deep x 58" Wide	\$1,827.31
SSSTR5266	Strata - 52"H x 66"L	26" x 66"	24" Deep x 64" Wide	\$1,938.27
SSSTR5272	Strata - 52"H x 72"L	26" x 72"	24" Deep x 70" Wide	\$2,159.72

SUMMIT (66")

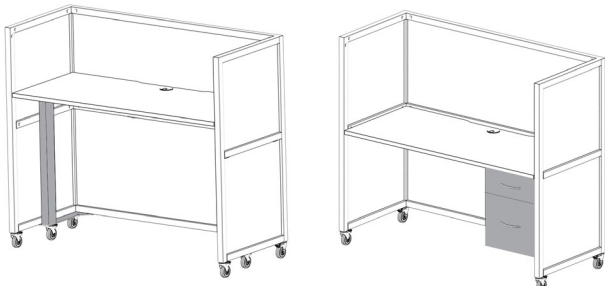
SSSTR6648	Strata - 66"H x 48"L	26" x 48"	24" Deep x 46" Wide	\$2,104.47
SSSTR6660	Strata - 66"H x 60"L	26" x 60"	24" Deep x 58" Wide	\$2,187.57
SSSTR6666	Strata - 66"H x 66"L	26" x 66"	24" Deep x 64" Wide	\$2,270.22
SSSTR6672	Strata - 66"H x 72"L	26" x 72"	24" Deep x 70" Wide	\$2,491.67

Strata Accessories

MODEL #	PRODUCT DESCRIPTION	PRICE (IN USD)
SSSTRHA	Height Adjust Add-On	\$606.82
SSSTRUSBF	BF Pedestal Mounted Under Surface	\$487.65

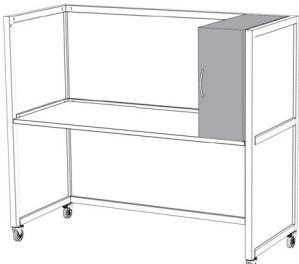
Standard Height Adjust controller has integrated Bluetooth compatibility. Other options available.

SSACR48-STRATA	Accessory Rail for Strata 48	\$190.86
SSACR60-STRATA	Accessory Rail for Strata 60	\$211.41
SSACR66-STRATA	Accessory Rail for Strata 66	\$230.58
SSACR72-STRATA	Accessory Rail for Strata 72	\$246.56
SSSTRAT54	Power Trough Add-On - 54"	\$152.05
SSSTRAT60	Power Trough Add-On - 60"	\$172.59
SSSTRAT66	Power Trough Add-On - 66"	\$182.64
SSSTRAT72	Power Trough Add-On - 72"	\$202.73



Metal Upper Cabinet (Open Market)

SSWCC23H10W23.5DDL	Fused/Strata 23" H Upper Cabinet Door with Lock Open Left	\$505.00
SSWCC23H10W23.5DDR	Fused/Strata 23" H Upper Cabinet Door with Lock Open Right	\$505.00
SSWCC31H10W23.5DDL	Fused/Strata 31" H Upper Cabinet Door with Lock Open Left	\$529.20
SSWCC31H10W23.5DDR	Fused/Strata 31" H Upper Cabinet Door with Lock Open Right	\$529.20



Laminate Upper Cabinet (Open Market)

SSS+AboveSurfaceOpen	Solo+ Above Surface Storage Adjustable Shelf - Open	\$261.18
SSSMAboveSurfaceOpen	Summit Above Surface Storage Adjustable Shelf - Open	\$299.99
SSS+AboveSurfaceLock	Solo+ Above Surface Storage Adjustable Shelf - Locking Door	\$280.81
SSSMAboveSurfaceLock	Summit Above Surface Storage Adjustable Shelf - Locking Door	\$322.82

Overheads

MODEL #	PRODUCT DESCRIPTION	WIDTH (IN INCHES)	HEIGHT (IN INCHES)	PRICE (IN USD)
SSOHS48W	48" W Overhead with lock	13.5"	15"	\$378.52
SSOHS60W	60" W Overhead with lock	13.5"	15"	\$397.24

Available in whiteboard finish at no additional cost



Strata Back Panel - 48"

MODEL #	PRODUCT DESCRIPTION	PRICE (IN USD)
SSSTRWWBM4148	Whiteboard/Laminate Inside, Laminate Outside - Strata 4148	\$36.07
SSSTRWBF4148	Whiteboard/Laminate Inside, Fabric Outside - Strata 4148	\$78.54
SSSTRWBB4148	Whiteboard on Inside and Outside - Strata 4148	\$54.79
SSSTRTB4148	Fabric covered tackboards on Inside and Outside - Strata 4148	\$124.65
SSSTRMWBB4148	Magnetic Whiteboard on Inside and Outside - Strata 4148	\$88.58
SSSTRMWBL4148	Magnetic Whiteboard Inside/ Laminate Outside - Strata 4148	\$98.63
SSSTRMWBF4148	Magnetic Whiteboard Inside/ Fabric Outside - Strata 4148	\$118.72
SSSTREZO4148	PET Acoustic Ezobord Upper Panel - Strata 4148	\$116.89
SSSTRPAP4148	Printed Acrylic Panel - Strata 4148	\$85.38
SSSTRWWBM5248	Whiteboard/Laminate Inside, Laminate Outside - Strata 5248	\$95.89
SSSTRWBF5248	Whiteboard/Laminate Inside, Fabric Outside - Strata 5248	\$162.09
SSSTRWBB5248	Whiteboard on Inside and Outside - Strata 5248	\$132.41
SSSTRTB5248	Fabric covered tackboards on Inside and Outside - Strata 5248	\$228.76
SSSTRMWBB5248	Magnetic Whiteboard on Inside and Outside - Strata 5248	\$187.21
SSSTRMWBL5248	Magnetic Whiteboard Inside/ Laminate Outside - Strata 5248	\$191.77
SSSTRMWBF5248	Magnetic Whiteboard Inside/ Fabric Outside - Strata 5248	\$209.58
SSSTREZO5248	PET Acoustic Ezobord Upper Panel - Strata 5248	\$221.91
SSSTRPAP5248	Printed Acrylic Panel - Strata 5248	\$170.77
SSSTRWWBM6648	Whiteboard/Laminate Inside, Laminate Outside - Strata 6648	\$132.41
SSSTRWBF6648	Whiteboard/Laminate Inside, Fabric Outside - Strata 6648	\$241.08
SSSTRWBB6648	Whiteboard on Inside and Outside - Strata 6648	\$187.21
SSSTRTB6648	Fabric covered tackboards on Inside and Outside - Strata 6648	\$352.50
SSSTRMWBB6648	Magnetic Whiteboard on Inside and Outside - Strata 6648	\$275.79
SSSTRMWBL6648	Magnetic Whiteboard Inside/ Laminate Outside - Strata 6648	\$290.85
SSSTRMWBF6648	Magnetic Whiteboard Inside/ Fabric Outside - Strata 6648	\$327.84
SSSTREZO6648	PET Acoustic Ezobord Upper Panel - Strata 6648	\$339.25
SSSTRPAP6648	Printed Acrylic Panel - Strata 6648	\$256.15

For fabric panel choices go to www.swiftspaceinc.com/design/ visit the CFStinson portal and click on 'Panel'

Strata Back Panel - 60"

MODEL #	PRODUCT DESCRIPTION	PRICE (IN USD)
SSSTRWWBM4160	Whiteboard/Laminate Inside, Laminate Outside - Strata 4160	\$43.83
SSSTRWBF4160	Whiteboard/Laminate Inside, Fabric Outside - Strata 4160	\$94.97
SSSTRWBB4160	Whiteboard on Inside and Outside - Strata 4160	\$65.75
SSSTRTB4160	Fabric covered tackboards on Inside and Outside - Strata 4160	\$148.85
SSSTRMWBB4160	Magnetic Whiteboard on Inside and Outside - Strata 4160	\$106.84
SSSTRMWBL4160	Magnetic Whiteboard Inside/ Laminate Outside - Strata 4160	\$118.72
SSSTRMWBF4160	Magnetic Whiteboard Inside/ Fabric Outside - Strata 4160	\$141.55
SSSTREZO4160	PET Acoustic Ezobord Upper Panel - Strata 4160	\$147.48
SSSTRPAP4160	Printed Acrylic Panel - Strata 4160	\$170.77
SSSTRWWBM5260	Whiteboard/Laminate Inside, Laminate Outside - Strata 5260	\$114.61
SSSTRWBF5260	Whiteboard/Laminate Inside, Fabric Outside - Strata 5260	\$195.42
SSSTRWBB5260	Whiteboard on Inside and Outside - Strata 5260	\$158.90
SSSTRTB5260	Fabric covered tackboards on Inside and Outside - Strata 5260	\$273.96
SSSTRMWBB5260	Magnetic Whiteboard on Inside and Outside - Strata 5260	\$224.65
SSSTRMWBL5260	Magnetic Whiteboard Inside/ Laminate Outside - Strata 5260	\$230.58
SSSTRMWBF5260	Magnetic Whiteboard Inside/ Fabric Outside - Strata 5260	\$251.59
SSSTREZO5260	PET Acoustic Ezobord Upper Panel - Strata 5260	\$244.74
SSSTRPAP5260	Printed Acrylic Panel - Strata 5260	\$247.02
SSSTRWWBM6660	Whiteboard/Laminate Inside, Laminate Outside - Strata 6660	\$158.44
SSSTRWBF6660	Whiteboard/Laminate Inside, Fabric Outside - Strata 6660	\$289.48
SSSTRWBB6660	Whiteboard on Inside and Outside - Strata 6660	\$224.65
SSSTRTB6660	Fabric covered tackboards on Inside and Outside - Strata 6660	\$422.36
SSSTRMWBB6660	Magnetic Whiteboard on Inside and Outside - Strata 6660	\$331.49
SSSTRMWBL6660	Magnetic Whiteboard Inside/ Laminate Outside - Strata 6660	\$349.30
SSSTRMWBF6660	Magnetic Whiteboard Inside/ Fabric Outside - Strata 6660	\$393.13
SSSTREZO6660	PET Acoustic Ezobord Upper Panel - Strata 6660	\$392.22
SSSTRPAP6660	Printed Acrylic Panel - Strata 6660	\$418.25

Strata Back Panel - 66"

MODEL #	PRODUCT DESCRIPTION	PRICE (IN USD)
SSSTRWWBM4166	Whiteboard/Laminate Inside, Laminate Outside - Strata 4166	\$26.48
SSSTRWBF4166	Whiteboard/Laminate Inside, Fabric Outside - Strata 4166	\$95.43
SSSTRWBB4166	Whiteboard on Inside and Outside - Strata 4166	\$51.14
SSSTRTB4166	Fabric covered tackboards on Inside and Outside - Strata 4166	\$160.72
SSSTRMWBB4166	Magnetic Whiteboard on Inside and Outside - Strata 4166	\$121.91
SSSTRMWBL4166	Magnetic Whiteboard Inside/ Laminate Outside - Strata 4166	\$140.63
SSSTRMWBF4166	Magnetic Whiteboard Inside/ Fabric Outside - Strata 4166	\$180.36
SSSTREZO4166	PET Acoustic Ezobord Upper Panel - Strata 4166	\$186.29
SSSTRPAP4166	Printed Acrylic Panel - Strata 4166	\$98.17
SSSTRWWBM5266	Whiteboard/Laminate Inside, Laminate Outside - Strata 5266	\$63.47
SSSTRWBF5266	Whiteboard/Laminate Inside, Fabric Outside - Strata 5266	\$165.29
SSSTRWBB5266	Whiteboard on Inside and Outside - Strata 5266	\$114.15
SSSTRTB5266	Fabric covered tackboards on Inside and Outside - Strata 5266	\$265.74
SSSTRMWBB5266	Magnetic Whiteboard on Inside and Outside - Strata 5266	\$254.78
SSSTRMWBL5266	Magnetic Whiteboard Inside/ Laminate Outside - Strata 5266	\$264.83
SSSTRMWBF5266	Magnetic Whiteboard Inside/ Fabric Outside - Strata 5266	\$299.07
SSSTREZO5266	PET Acoustic Ezobord Upper Panel - Strata 5266	\$265.74
SSSTRPAP5266	Printed Acrylic Panel - Strata 5266	\$211.86
SSSTRWWBM6666	Whiteboard/Laminate Inside, Laminate Outside - Strata 6666	\$89.95
SSSTRWBF6666	Whiteboard/Laminate Inside, Fabric Outside - Strata 6666	\$260.72
SSSTRWBB6666	Whiteboard on Inside and Outside - Strata 6666	\$165.29
SSSTRTB6666	Fabric covered tackboards on Inside and Outside - Strata 6666	\$426.46
SSSTRMWBB6666	Magnetic Whiteboard on Inside and Outside - Strata 6666	\$376.70
SSSTRMWBL6666	Magnetic Whiteboard Inside/ Laminate Outside - Strata 6666	\$405.46
SSSTRMWBF6666	Magnetic Whiteboard Inside/ Fabric Outside - Strata 6666	\$478.97
SSSTREZO6666	PET Acoustic Ezobord Upper Panel - Strata 6666	\$452.03
SSSTRPAP6666	Printed Acrylic Panel - Strata 6666	\$310.03

For fabric panel choices go to www.swiftspaceinc.com/design/ visit the CFStinson portal and click on 'Panel'

Strata Back Panel - 72"

MODEL #	PRODUCT DESCRIPTION	PRICE (IN USD)
SSSTRWWBM4172	Whiteboard/Laminate Inside, Laminate Outside - Strata 4172	\$43.38
SSSTRWBF4172	Whiteboard/Laminate Inside, Fabric Outside - Strata 4172	\$111.87
SSSTRWBB4172	Whiteboard on Inside and Outside - Strata 4172	\$67.12
SSSTRTB4172	Fabric covered tackboards on Inside and Outside - Strata 4172	\$177.16
SSSTRMWBB4172	Magnetic Whiteboard on Inside and Outside - Strata 4172	\$138.81
SSSTRMWBL4172	Magnetic Whiteboard Inside/ Laminate Outside - Strata 4172	\$157.07
SSSTRMWBF4172	Magnetic Whiteboard Inside/ Fabric Outside - Strata 4172	\$197.25
SSSTREZO4172	PET Acoustic Ezobord Upper Panel - Strata 4172	\$202.27
SSSTRPAP4172	Printed Acrylic Panel - Strata 4172	\$114.15
SSSTRWWBM5272	Whiteboard/Laminate Inside, Laminate Outside - Strata 5272	\$79.91
SSSTRWBF5272	Whiteboard/Laminate Inside, Fabric Outside - Strata 5272	\$181.27
SSSTRWBB5272	Whiteboard on Inside and Outside - Strata 5272	\$130.59
SSSTRTB5272	Fabric covered tackboards on Inside and Outside - Strata 5272	\$282.64
SSSTRMWBB5272	Magnetic Whiteboard on Inside and Outside - Strata 5272	\$271.68
SSSTRMWBL5272	Magnetic Whiteboard Inside/ Laminate Outside - Strata 5272	\$281.27
SSSTRMWBF5272	Magnetic Whiteboard Inside/ Fabric Outside - Strata 5272	\$315.97
SSSTREZO5272	PET Acoustic Ezobord Upper Panel - Strata 5272	\$282.64
SSSTRPAP5272	Printed Acrylic Panel - Strata 5272	\$227.84
SSSTRWWBM6672	Whiteboard/Laminate Inside, Laminate Outside - Strata 6672	\$123.28
SSSTRWBF6672	Whiteboard/Laminate Inside, Fabric Outside - Strata 6672	\$243.82
SSSTRWBB6672	Whiteboard on Inside and Outside - Strata 6672	\$198.62
SSSTRTB6672	Fabric covered tackboards on Inside and Outside - Strata 6672	\$460.25
SSSTRMWBB6672	Magnetic Whiteboard on Inside and Outside - Strata 6672	\$410.03
SSSTRMWBL6672	Magnetic Whiteboard Inside/ Laminate Outside - Strata 6672	\$438.79
SSSTRMWBF6672	Magnetic Whiteboard Inside/ Fabric Outside - Strata 6672	\$512.76
SSSTREZO6672	PET Acoustic Ezobord Upper Panel - Strata 6672	\$485.37
SSSTRPAP6672	Printed Acrylic Panel - Strata 6672	\$341.54

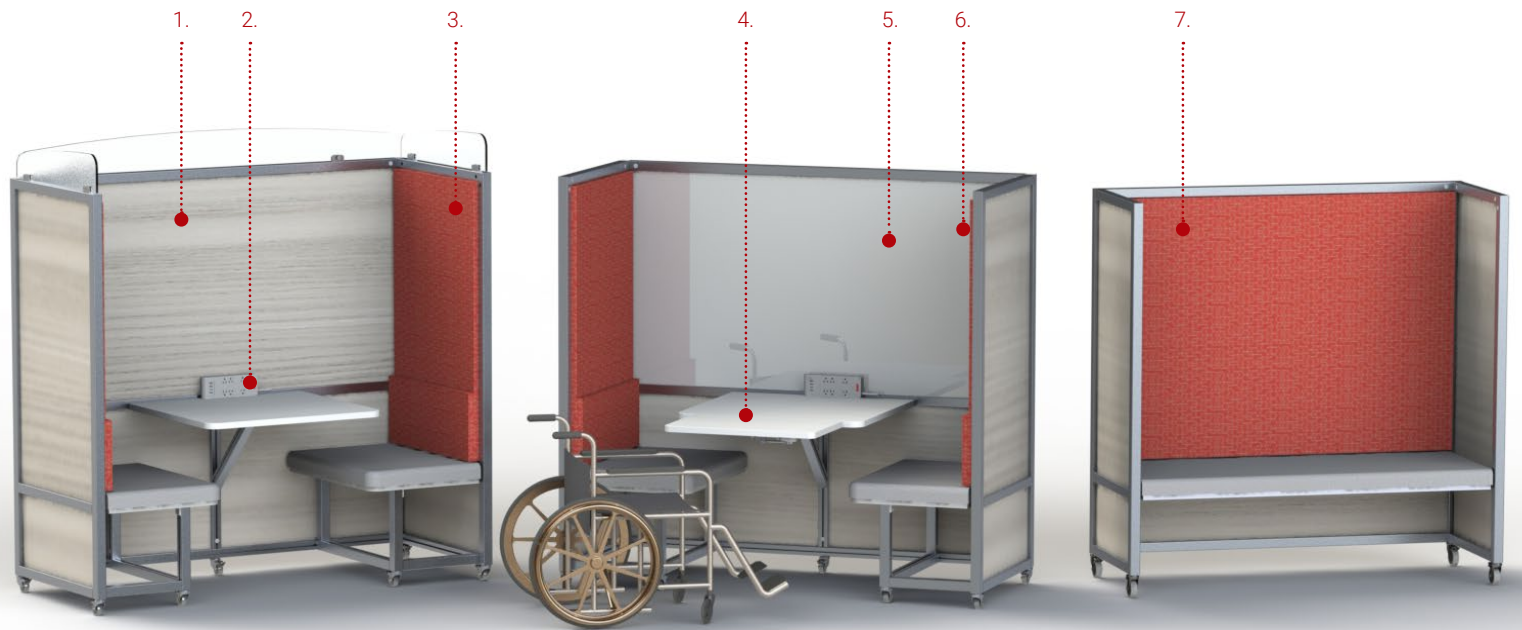
For fabric panel choices go to www.swiftspaceinc.com/design/ visit the CFStinson portal and click on 'Panel'

Strata Side Panel

MODEL #	PRODUCT DESCRIPTION	PRICE (IN USD)
SSSTRWWBM-SIDE41	Whiteboard/Laminate Inside, Laminate Outside - Strata Side 41"H	\$21.46
SSSTRWBF-SIDE41	Whiteboard/Laminate Inside, Fabric Outside - Strata Side 41"H	\$55.71
SSSTRWBB-SIDE41	Whiteboard on Inside and Outside - Strata Side 41"H	\$33.79
SSSTRTB-SIDE41	Fabric covered tackboards on Inside and Outside - Strata Side 41"H	\$88.58
SSSTRMWBB-SIDE41	Magnetic Whiteboard on Inside and Outside - Strata Side 41"H	\$69.40
SSSTRMWBL-SIDE41	Magnetic Whiteboard Inside/ Laminate Outside - Strata Side 41"H	\$78.54
SSSTRMWBF-SIDE41	Magnetic Whiteboard Inside/ Fabric Outside - Strata Side 41"H	\$98.63
SSSTREZO-SIDE41	PET Acoustic Ezobord Upper Panel - Strata Side 41"H	\$101.37
SSSTRPAP-SIDE41	Printed Acrylic Panel - Strata Side 41"H	\$56.62
SSSTRWWBM-SIDE52	Whiteboard/Laminate Inside, Laminate Outside - Strata Side 52" H	\$40.18
SSSTRWBF-SIDE52	Whiteboard/Laminate Inside, Fabric Outside - Strata Side 52" H	\$90.86
SSSTRWBB-SIDE52	Whiteboard on Inside and Outside - Strata Side 52" H	\$65.29
SSSTRTB-SIDE52	Fabric covered tackboards on Inside and Outside - Strata Side 52" H	\$141.09
SSSTRMWBB-SIDE52	Magnetic Whiteboard on Inside and Outside - Strata Side 52" H	\$135.61
SSSTRMWBL-SIDE52	Magnetic Whiteboard Inside/ Laminate Outside - Strata Side 52" H	\$140.63
SSSTRMWBF-SIDE52	Magnetic Whiteboard Inside/ Fabric Outside - Strata Side 52" H	\$157.53
SSSTREZO-SIDE52	PET Acoustic Ezobord Upper Panel - Strata Side 52" H	\$141.09
SSSTRPAP-SIDE52	Printed Acrylic Panel - Strata Side 52" H	\$114.15
SSSTRWWBM-SIDE66	Whiteboard/Laminate Inside, Laminate Outside - Strata Side 66" H	\$61.64
SSSTRWBF-SIDE66	Whiteboard/Laminate Inside, Fabric Outside - Strata Side 66" H	\$146.57
SSSTRWBB-SIDE66	Whiteboard on Inside and Outside - Strata Side 66" H	\$99.08
SSSTRTB-SIDE66	Fabric covered tackboards on Inside and Outside - Strata Side 66" H	\$230.13
SSSTRMWBB-SIDE66	Magnetic Whiteboard on Inside and Outside - Strata Side 66" H	\$205.01
SSSTRMWBL-SIDE66	Magnetic Whiteboard Inside/ Laminate Outside - Strata Side 66" H	\$219.62
SSSTRMWBF-SIDE66	Magnetic Whiteboard Inside/ Fabric Outside - Strata Side 66" H	\$256.15
SSSTREZO-SIDE66	PET Acoustic Ezobord Upper Panel - Strata Side 66" H	\$242.45
SSSTRPAP-SIDE66	Printed Acrylic Panel - Strata Side 66" H	\$170.77

For fabric panel choices go to www.swiftspaceinc.com/design/ visit the CFStinson portal and click on 'Panel'

Duo Overview



1. Wall Height

Standard height is 66". Walls can be done in whiteboard, fabric, or EzoBord sound-dampening material. Panel extenders can be added for increased height, various material options available for panel extenders.

2. Power and Data

Access to 15 amps of power available through an optional detachable power bar with six electrical outlets, four USB charging ports and a fifteen-foot power cord that can be plugged into any regular outlet.

3. Upholstered Back and Seat

Comfortable and convenient mobile meeting room or seating area for two. Cushions available in various coverings.

4. Worksurface

30"W x 27"D fixed height table is standard. Space on the end allows the worksurface to be wheelchair accessible. An additional pullout worksurface that is 24"W x 14"D can be added to the end to create space for a third person.

5. Back Wall

High pressure laminate comes standard. Semi-clear poly, whiteboard, printed acrylic, sound-dampening material or fabric-covered tackboards are also available.

6. Removable Back Wall

When the station is ordered in laminate or whiteboard it can be slotted for easy removal of the panel. This allows the station to be paired with another station to create a 4 - 6 person meeting space.

7. Booth to Bench

Remove the worksurface to transform the booth into a bench, at no additional cost

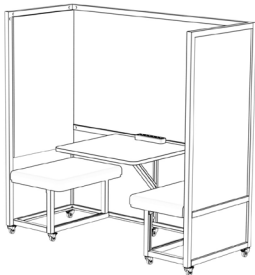
Worksurface can be ordered with a Comfort-Cut at no additional cost. Specify when requesting quote.

Castor lock available at no charge, upon request. 2 locks/station.

Duo Mobile Meeting Room

MODEL #	PRODUCT DESCRIPTION	OPEN FOOTPRINT (LEFT X RIGHT)	SEAT HEIGHT	SEAT DEPTH	SEAT WIDTH (PER SIDE)	HEIGHT (IN INCHES)	PRICE (IN USD)
SSDU05268 C or G	Duo - Meeting Space	29" x 68"	19"	20"	28"	52"	\$3,184.33
SSDU06668 C or G	Duo - Meeting Space	29" x 68"	19"	20"	28"	66"	\$3,294.83

MODEL #	PRODUCT DESCRIPTION	PRICE (IN USD)
SSDUOPOWS2614	Pullout Worksurface - 24"w x 14"D	\$219.17
SSDOSCPY	PET Acoustic Ezobord Canopy	\$969.36
SSDOSACREXS1270 B or R	Acrylic Panel Extender Set 12"H (3 pieces) - Bowd or Rectangular	\$407.29
SSDOSACREXS2470 B or R	Acrylic Panel Extender Set 24"H (3 pieces) - Bowd or Rectangular	\$773.48
SSDOSEZOXS1270 B or R	PET Acoustic Ezobord Panel Extender Set 12"H (3 pieces) - Bowd or Rectangular	\$548.83
SSDOSEZOXS2470 B or R	PET Acoustic Ezobord Panel Extender Set 24"H (3 pieces) - Bowd or Rectangular	\$960.69



Ships fully assembled

*Must be performance seating fabric on back - Vinyl seating

*price includes fabric with a cost of \$25/yard

Seat only available in Vinyl Upholstery can be ordered from any of our standard seating upholstery from CF Stinson. To view go to www.cfstinson.com and select 'Seating'. Vinyl can be ordered from other suppliers however, an up-charge will be applied for cost in excess of \$25/yard.

Seat Back is upholstered, from seat to height of panel.

For fabric panel choices go to www.swiftspaceinc.com/design/ visit the CFStinson portal and click on 'Performance Seating'

Duo Bench



MODEL #	PRODUCT DESCRIPTION	FOOTPRINT (LEFT x RIGHT)	SEAT HEIGHT (DEEP x WIDE)	SEAT DEPTH (HIGH x DEEP)	SEAT WIDTH (IN INCHES)	SEAT WEIGHT (IN LBS)	PRICE (IN USD)
---------	---------------------	-----------------------------	------------------------------	-----------------------------	---------------------------	-------------------------	-------------------

41" Height

SSSTR4148 (Bench)	Bench - 41"H x 48"L	26" x 48"	19"	20"	46"	500 lbs	\$1,605.86
SSSTR4160 (Bench)	Bench - 41"H x 60"L	26" x 60"	19"	20"	58"	500 lbs	\$1,688.96
SSSTR4166 (Bench)	Bench - 41"H x 66"L	26" x 66"	19"	20"	64"	500 lbs	\$1,772.06
SSSTR4172 (Bench)	Bench - 41"H x 72"L	26" x 72"	19"	20"	70"	500 lbs	\$1,993.52

52" Height

SSSTR5248 (Bench)	Bench - 52"H x 48"L	26" x 48"	19"	20"	46"	500 lbs	\$1,716.82
SSSTR5260 (Bench)	Bench - 52"H x 60"L	26" x 60"	19"	20"	58"	500 lbs	\$1,827.31
SSSTR5266 (Bench)	Bench - 52"H x 66"L	26" x 66"	19"	20"	64"	500 lbs	\$1,938.27
SSSTR5272 (Bench)	Bench - 52"H x 72"L	26" x 72"	19"	20"	70"	500 lbs	\$2,159.72

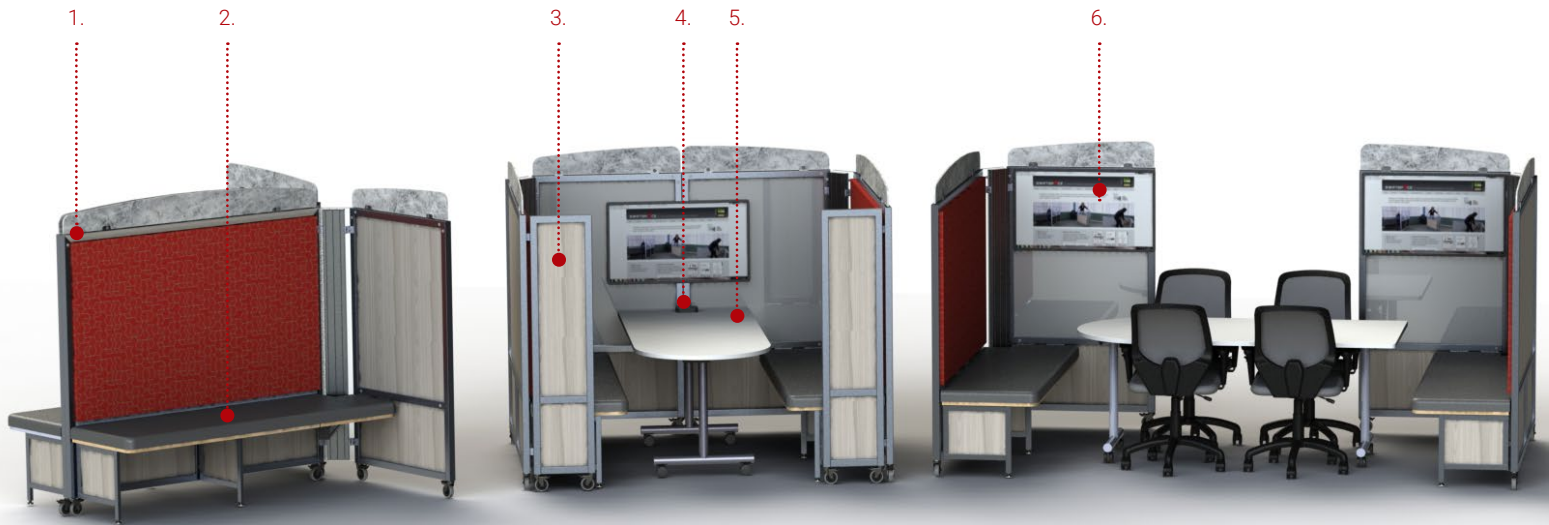
66" Height

SSSTR6648 (Bench)	Bench - 66"H x 48"L	26" x 48"	19"	20"	46"	500 lbs	\$2,104.47
SSSTR6660 (Bench)	Bench - 66"H x 60"L	26" x 60"	19"	20"	58"	500 lbs	\$2,187.57
SSSTR6666 (Bench)	Bench - 66"H x 66"L	26" x 66"	19"	20"	64"	500 lbs	\$2,270.22
SSSTR6672 (Bench)	Bench - 66"H x 72"L	26" x 72"	19"	20"	70"	500 lbs	\$2,491.67

Seat only available in Vinyl Upholstery can be ordered from any of our standard seating upholstery from CF Stinson. To view go to www.cfstinson.com and select 'Seating'. Vinyl can be ordered from other suppliers however, an up-charge will be applied for cost in excess of \$25/yard.
Seat Back is upholstered, from seat to height of panel.

For fabric panel choices go to www.swiftspaceinc.com/design/ visit the CFStinson portal and click on 'Performance Seating'

Rendezvous Overview



1. Wall Height

Standard height is 60"
Can increase height to 66" or 72" with panel extenders
(shown here in ezo)
Walls can be done in whiteboard, fabric, EzoBord sound-dampening material.

2. Fabric-Covered Cushion

Comfortable and convenient mobile meeting room or seating area for up to six people. Cushion available in various fabrics.

3. Front Privacy

Optional front panel can be added to increase privacy and sound reduction.

4. Power and Data

Access to 15 amps of power available through an optional detachable power bar with six electrical outlets, four USB charging ports and a six-foot power cord that can be plugged into any regular outlet. Option to add additional 40 amps of power available.

5. Worksurface

30" x 72" peninsula table is standard

(shown here with a whiteboard surface).

6. Panel Mounted Monitors

A monitor can be mounted to the back wall to add digital display.

Easily reconfigure the station into various setups to suit your needs. No disassembly required

Castor lock available at no charge, upon request. 2 locks/station.

Rendezvous Mobile Meeting Rooms

Imagine the possibilities: a completely mobile meeting space that can sit up to six people in a "booth" like setting in under a minute. Designed by the Swiftspace Team, the RENDEZVOUS mobile meeting booth does just that!

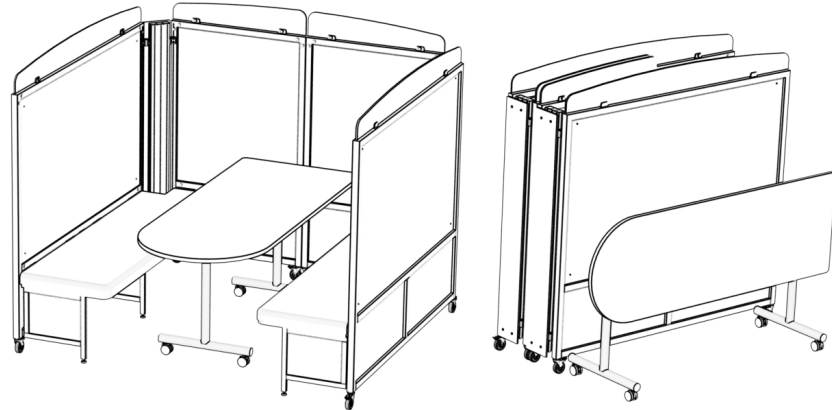
Designed using the patented technology of the popular Swiftspace workstation, the RENDEZVOUS has the same major benefits that our customers love. Think about a mobile self-contained wall and seating system that can be setup in seconds, by anyone, with no tools!

When no longer required it can be folded back up in seconds and stored out of the way. Sound like a Facility Planners dream?

Specifications

The overall footprint of the booth is:

- Wall height - 60" (option to increase to 72" with Acrylic Privacy Panels)
- Footprint when open - 79" x 72" (81" x 79" Privacy)
- Footprint when closed - 23" x 74"
- Seat height - 19"
- Seat depth - 20"
- Seat width per side - 75.5"
- Seat weight rating per side - 1000 lbs
- Door opening - 41.5"



Shown with optional panel extenders above

Options:

• **Seat only available in Vinyl Upholstery**

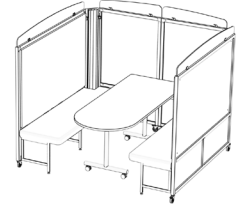
- Acrylic corner covers come standard
- Outside panel walls can also be ordered in any of our standard panel fabrics from CF Stinson. Fabric can be ordered from other suppliers however an up-charge will be applied for cost in excess of \$25/yard. To view fabric panel choices go to: www.cfstinson.com and click on 'Panel'
- Inside panel upper walls can be ordered with a whiteboard, semi-transparent polycarbonate, or any of our standard panel fabrics available from CF Stinson. Fabric can be ordered from other suppliers however an up-charge will be applied for cost in excess of \$25/yard.
- Seat and back upholstery can be ordered from any of our standard seating upholstery from CF Stinson. To view go to www.cfstinson.com and select 'Seating'. The seat and back can be ordered with different upholstery. Fabric can be ordered from other suppliers however, an up-charge will be applied for cost in excess of \$25/yard.

Accessories to enhance user experience, the RENDEZVOUS can be ordered with:

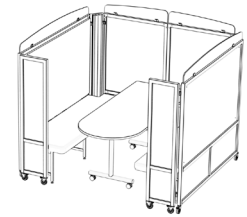
- Powerbar with 6 outlets, four USB charging ports and 6ft power cord
- Storage cover
- Panel mount for TV/Monitor screen

Rendezvous Mobile Meeting Rooms

MODEL #	PRODUCT DESCRIPTION	PRICE (IN USD)
SSMB07972LAM	Rendezvous Open Front with Laminate Outside Uppers - Open front	\$6,987.81
SSMB07972FAB	Rendezvous Open Front with Fabric Outside Uppers - Open front	\$7,604.22
SSMB07972EZO	Rendezvous Mobile Meeting Booth - in PET Acoustic Ezobord- Open Front	\$7,604.22

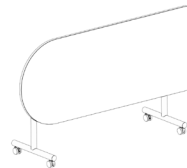


SSMBP8179LAM	Rendezvous Mobile Meeting Room with Laminate Outside Uppers Front Privacy	\$7,604.22
SSMBP8179FAB	Rendezvous Mobile Meeting Room with Fabric Outside Uppers Front Privacy	\$8,220.17
SSMBP8179EZO	Rendezvous Mobile Meeting Booth - Privacy	\$8,220.17



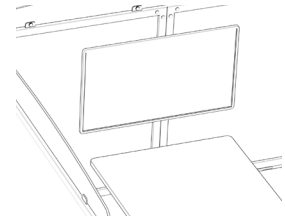
SS3072PEN	30 x 72 Peninsula Table Top	\$387.20
-----------	-----------------------------	----------

Recommended table size and shape for booth is 30" x 72" Peninsula with a SS7722 T-Flip Top Base



SSPPACR12	Acrylic Panel Extender Set 12"H (4 pieces)	\$665.72
SSPB	Power Bar Tripp-Lite Power Bar/Suppressor with 6 outlets, 4 USB A charging ports and 15ft power cord. Combination AC circuit breaker and 2 position on/off. Power bar connects to the centre bar of the station.	\$77.17
SSSCREN	Storage Cover - Takes 2	\$178.53
SSPMS	Panel mount for TV/Monitor screen	\$192.23

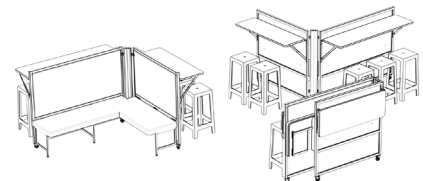
not on contract



SSSB5272L5254RLAM	Seated Booth 6.5x5	\$5,976.44
-------------------	--------------------	------------

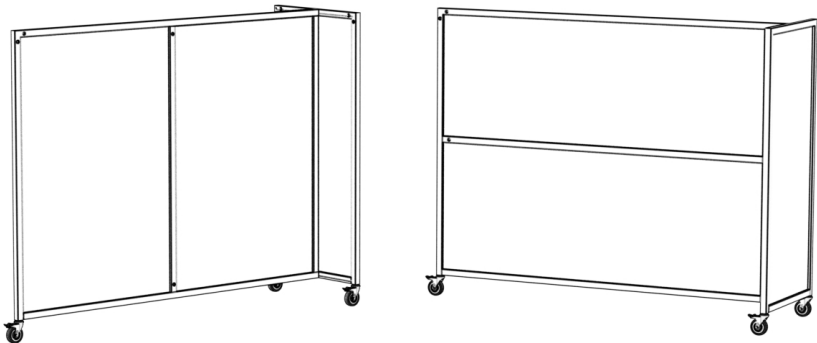
Footprint when open - 78" x 60"
Footprint when closed - 23" x 74"
Transaction top and bracket included

*Station cannot be symmetrical in order to fold (18" differential needed)



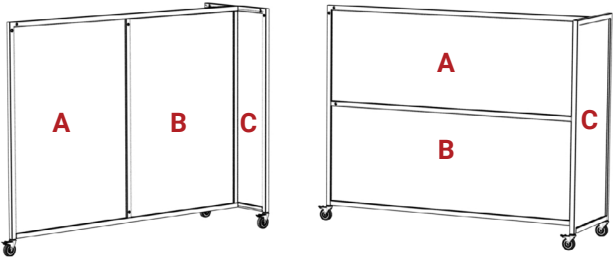
Mobile Privacy Walls

MODEL #	PRODUCT DESCRIPTION	WIDTH (IN INCHES)	DEPTH (IN INCHES)	HEIGHT (IN INCHES)	PRICE (IN USD)
SSMPCB5260H	Mobile Communication and Privacy Panel Wall on casters - Horizontal bar	60"	23"	52"	\$1,320.03
SSMPCB5260V	Mobile Communication / Privacy Panel - Vertical Bar	60"	23"	52"	\$1,320.03
SSMPCB5296H	Mobile Communication and Privacy Panel Wall on casters - Horizontal bar	96"	30"	52"	\$1,725.95
SSMPCB5296V	Mobile Communication and Privacy Panel Wall on casters - Vertical bar	96"	30"	52"	\$1,725.95
SSMPCB7260H	Mobile Communication and Privacy Wall - Horizontal bar	60"	23"	72"	\$1,505.41
SSMPCB7260V	Mobile Communication and Privacy Wall - Vertical bar	60"	23"	72"	\$1,505.41
SSMPCB7296H	Mobile Communication and Privacy Wall - Horizontal bar	96"	30"	72"	\$1,836.45
SSMPCB7296V	Mobile Communication and Privacy Wall - Vertical bar	96"	30"	72"	\$1,836.45



Custom wall lengths and heights are available. Contact Swiftspace for pricing.

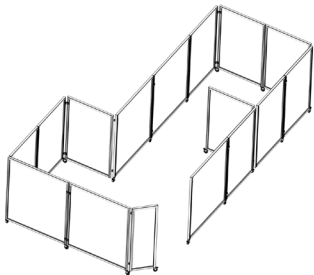
MODEL #	PRODUCT DESCRIPTION	PRICE (IN USD)
SSWBPWall	Whiteboard Panel - Upcharge for Panel (both sides)	\$299.99
SSMWBWall	Magnetic Whiteboard Panel - Upcharge for Panel (Both Sides)	\$395.87
SSEZOPWall	PET Acoustic Ezobord Fabric Covered Tackboard Panel (both sides)	\$291.31
SSFABWall	Fabric Tackboard Panel - Upcharge for Panel (2 sides)	\$336.97



Panel location (for ordering)
Location of "C" panel can be adjusted to left/centre/right/
Centre position shown.

Mobile Wall Systems

MODEL #	PRODUCT DESCRIPTION	WIDTH (IN INCHES)	HEIGHT (IN INCHES)	PRICE (IN USD)
SS1860LAM	Mobile Wall 18W60H Laminate	18"	60"	\$565.27
SS1860FAB/EZO	Mobile Wall 18W60H Fabric or PET Acoustic Ezobord	18"	60"	\$746.08
SS1872LAM	Mobile Wall 18W72H Laminate	18"	72"	\$629.19
SS1872FAB/EZO	Mobile Wall 18W72H Fabric or PET Acoustic Ezobord	18"	72"	\$760.24
SS2460LAM	Mobile Wall 24W60H Laminate	24"	60"	\$577.60
SS2460FAB/EZO	Mobile Wall 24W60H Fabric or PET Acoustic Ezobord	24"	60"	\$810.47
SS2472LAM	Mobile Wall 24W72H Laminate	24"	72"	\$629.19
SS2472FAB/EZO	Mobile Wall 24W72H Fabric or PET Acoustic Ezobord	24"	72"	\$826.90
SS3060LAM	Mobile Wall 30W60H Laminate	30"	60"	\$649.74
SS3060FAB/EZO	Mobile Wall 30W60H Fabric or PET Acoustic Ezobord	30"	60"	\$927.35
SS3072LAM	Mobile Wall 30W72H Laminate	30"	72"	\$688.10
SS3072FAB/EZO	Mobile Wall 30W72H Fabric or PET Acoustic Ezobord	30"	72"	\$944.71
SS3660LAM	Mobile Wall 36W60H Laminate	36"	60"	\$660.70
SS3660FAB/EZO	Mobile Wall 36W60H Fabric or PET Acoustic Ezobord	36"	60"	\$1,048.35
SS3672LAM	Mobile Wall 36W72H Laminate	36"	72"	\$704.08
SS3672FAB/EZO	Mobile Wall 36W72H Fabric or PET Acoustic Ezobord	36"	72"	\$1,069.36
SS4260LAM	Mobile Wall 42W60H Laminate	42"	60"	\$675.77
SS4260FAB/EZO	Mobile Wall 42W60H Fabric or PET Acoustic Ezobord	42"	60"	\$1,063.88
SS4272LAM	Mobile Wall 42W72H Laminate	42"	72"	\$716.86
SS4272FAB/EZO	Mobile Wall 42W72H Fabric or PET Acoustic Ezobord	42"	72"	\$1,085.34
SS4860LAM	Mobile Wall 48W60H Laminate	48"	60"	\$688.10
SS4860FAB/EZO	Mobile Wall 48W60H Fabric or PET Acoustic Ezobord	48"	60"	\$1,076.21
SS4872LAM	Mobile Wall 48W72H Laminate	48"	72"	\$724.62
SS4872FAB/EZO	Mobile Wall 48W72H Fabric or PET Acoustic Ezobord	48"	72"	\$1,098.12



Pedestals, Bookcases & Wardrobes

For all cabinets installation of any accessories is included in the price being provided.

All pedestals, Bookcases & Wardrobes have inner framework, made from 20 gauge steel. Drawer fronts are 20 gauge steel and are double wall with sound absorption material. Drawer fronts and pulls are field replaceable Pre-installed counter weights in all free standing and mobile pedestal files. Drawer slides are full extension, ball-bearing with quick disconnect and anti-rebound features. Available with level glides with 1" leveling adjust-ability or castors. Castors are weighted for 66 lbs/castor.

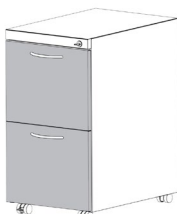
All cabinets can be ordered keyed with one lock number per specified grouping or any combination of key numbers at no extra cost. Master key is available upon request. Lock cores can be changed in the field with lock core to be supplied by manufacturer.

All our cushion top peds come standard with a solid (non-patterned) black polyester fabric or most of CF Stinson's New Hempstead, & Bryant Park range of fabrics without an additional upcharge. To view go to www.cfstinson.com and click on 'Performance Fabric'. For Vinyl fabric we offer CF Stinson's Amplify & Staple without an additional charge. To view go to www.cfstinson.com and click on 'Vinyl & Non PVC'. Other fabric and vinyl patterns may be ordered from CF Stinson however there will be an upcharge applied if the cost per yard exceeds \$25. For customer's own material (COM) fabric selection, please contact Customer Service to arrange for fabric to be directly shipped to our cushion top supplier.

MODEL #	PRODUCT DESCRIPTION	WIDTH (IN INCHES)	DEPTH (IN INCHES)	HEIGHT (IN INCHES)	WEIGHT (IN LBS)	PRICE (IN USD)
SSFF	File/File Mobile Pedestal	15"	22"	27.5"	80 lbs	\$396.79
SSBBF	Box/Box/File Mobile Pedestal	15"	22"	27.5"	85 lbs	\$420.07
SSBFC	Box/File Mobile Pedestal w/ Cushion	15"	22"	24"	70 lbs	\$505.91
SSBF	Box/File Mobile Pedestal	15"	22"	24"	70 lbs	\$377.15
SSBF10	Box/File Mobile Pedestal 10" wide	10"	22"	22"	50 lbs	\$295.88
SSBFC10	Box/File Mobile Pedestal w/ Cushion	10"	22"	24"	59 lbs	\$398.61



SSBBF Box/Box/File



SSFF File/File



SSBF Box/File



SSBFC Box/File w/ Cushion



SSBF10
Box/File



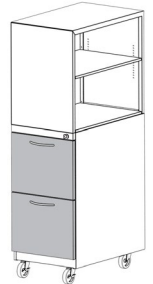
SSBFC10
Box/File
w/ cushion

SSBBFTowerSR	Box/Box/File Mobile Bookcase Tower Open Right	15"	22"	52"	120 lbs	\$763.44
SSBBFTowerSL	Box/Box/File Mobile Bookcase Tower Open Left	15"	22"	52"	120 lbs	\$763.44
SSFFTowerSR	File/File Mobile Bookcase Tower Open Right	15"	22"	52"	115 lbs	\$742.43
SSFFTowerSL	File/File Mobile Bookcase Tower Open Left	15"	22"	52"	115 lbs	\$742.43

Dimensions of top sections in all SSBBFTowerSR versions 15"W x 18" H include 1 adjustable shelf



SSBBFTowerSR
Shelves Open Right



SSFFTowerSR
Shelves Open Right

SSBBFTowerDR	Box/Box/File Mobile Storage Tower - Door opens Right	15"	22"	51.5"	125 lbs	\$822.34
SSBBFTowerDL	Box/Box/File Mobile Storage Tower - Door opens Left	15"	22"	51.5"	125 lbs	\$822.34
SSFFTowerDR	Mobile Storage Tower with Door opening right	15"	22"	51.5"	120 lbs	\$797.68
SSFFTowerDL	Mobile Storage Tower with Door Opening Left	15"	22"	51.5"	120 lbs	\$797.68



SSBBFTowerDR
Door Opens Right



SSFFTowerDR
Door Opens Right

All 'SSFF' come with 2 hanging file bars per unit (Front-to-back or side-to-side filing)
All 'SSBF/SSBBF' come with 1 hanging file bar (Front-to-back or side-to-side filing) and 1 pencil tray

Models are available in a number of Powdercoat colours. Platinum best matches the aluminum frame colour.
Door and Drawer fronts are available in laminate finish with *vertical grain direction*. For laminate options please contact Swiftspace.

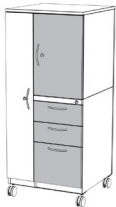
Pedestals, Bookcases & Wardrobes

For all cabinets installation of any accessories is included in the price being provided.

MODEL #	PRODUCT DESCRIPTION	WIDTH (IN INCHES)	DEPTH (IN INCHES)	HEIGHT (IN INCHES)	WEIGHT (IN LBS)	PRICE (IN USD)
SSDRBBFTowerSL	Bookcase/Wardrobe Box/Box/File Mobile Tower - Bookcase Shelf Left - Wardrobe Door Right	24"	24"	51.5"	170 lbs	\$1,235.10
SSDLBBFTowerSR	Wardrobe/Bookcase Box/Box/File Mobile Tower - Bookcase Shelf Right - Wardrobe Door Left	24"	24"	51.5"	170 lbs	\$1,235.10
SSDRFFTowerSL	Bookcase/Wardrobe File/File Mobile Tower - Bookcase Shelf Left - Wardrobe Door Right	24"	24"	51.5"	165 lbs	\$1,210.45
SSDLFFTowerSR	Wardrobe/Bookcase File/File Mobile Tower - Bookcase Shelf Right - Wardrobe Door Left	24"	24"	51.5"	165 lbs	\$1,210.45

Dimensions of top sections in all SSBBFTowerSR versions 15"W x 18" H include 1 adjustable shelf

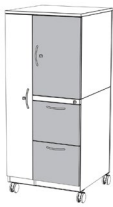
SSDRBBFTowerDL	Cupboard/Wardrobe Box/Box/File Mobile Tower with Wardrobe door Right	24"	24"	51.5"	180 lbs	\$1,235.10
SSDLBBFTowerDR	Wardrobe/Cupboard Box/Box/File Mobile Tower with Wardrobe door Left	24"	24"	51.5"	180 lbs	\$1,235.10
SSDRFFTowerDL	Cupboard/Wardrobe File/File Mobile Tower with Tower door Left	24"	24"	51.5"	180 lbs	\$1,210.45
SSDLFFTowerDR	Wardrobe/Cupboard File/File Mobile Tower with Tower door Right	24"	24"	51.5"	180 lbs	\$1,210.45



SSDLBBFTowerDR
Tall Door Left
BBFTTower- Door Right



SSDDLBBFTowerSR
Tall Door Left
Shelves Open Right



SSDDLFFTowerDR
Tall Door Left
BBFTTower- Door Right



SSDDLFFTowerSR
Tall Door Left
Shelves Open Right

All 'SSFF' come with 2 hanging file bars per unit (Front-to-back or side-to-side filing)
All 'SSBF/SSBBF' come with 1 hanging file bar (Front-to-back or side-to-side filing) and 1 pencil tray

MODEL #	PRODUCT DESCRIPTION	PRICE (IN USD)
SSHFB	Hanging File Bars for Side-to-Side Filing	\$7.76

Each 'File' drawer comes with 1 pair of hanging file bars (eg. SSFF has 4 bars standard)

SSBDD	Box Drawer Divider	\$9.13
SSPD	Pencil Tray for Box Drawers	\$9.13
SSMASTER	Master Key	\$8.22
SSCORE	Key Cores	\$8.22
SSKEY	Lock Core and Keys	\$8.22

Standard Storage units come random keyed. Can be specified to be keyed alike.

SSEL	MicroIQ Digital Lock Model SSEL	\$86.30
------	---------------------------------	---------



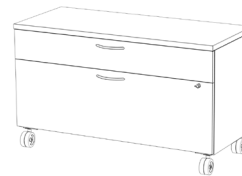
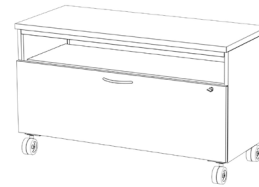
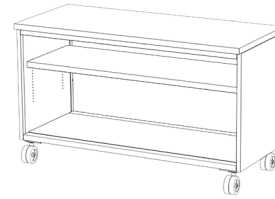
Models are available in a number of Powdercoat colours. Platinum best matches the aluminum frame colour.
Door and Drawer fronts are available in laminate finish with *vertical grain direction*. For laminate options please contact Swiftspace.

Lateral Files

Lateral Files with Open Shelves, Two Drawers, or Combination

In addition to the complete line of Swiftspace mobile pedestals and storage towers, the following storage is also available. An open bookcase, a lateral file with one open shelf and one drawer, and two drawer lateral file.

MODEL #	PRODUCT DESCRIPTION	PRICE (IN USD)
SSFBK24WL	Open Bookcase 24"W 21.5"H & 18"D - Laminate top	\$662.53
SSFBK30WL	Open Bookcase 30"W & 18"D - Laminate top	\$672.57
SSFBK36WL	Open Bookcase 36"W & 18"D - Laminate top	\$702.25
SSFBK42WL	Open Bookcase 42"W & 18"D - Laminate top	\$742.43
SSFBK24WC	Open Bookcase 24"W 21.5"H & 18"D - Cushion Top	\$540.16
SSFBK30WC	Open Bookcase 30"W 21.5"H & 18"D - Cushion Top	\$550.20
SSFBK36WC	Open Bookcase 36"W 21.5"H & 18"D - Cushion Top	\$582.17
SSFBK42WC	Open Bookcase 42"W 21.5"H & 18"D - Cushion Top	\$626.46
SSFBK24WS	Open Bookcase 24"W 21.5"H & 18"D - Steel Top	\$443.36
SSFBK30WS	Open Bookcase 30"W 21.5"H & 18"D - Steel Top	\$460.25
SSFBK36WS	Open Bookcase 36"W 21.5"H & 18"D - Steel Top	\$485.82
SSFBK42WS	Open Bookcase 42"W 21.5"H & 18"D - Steel Top	\$516.87
SSFBLF30WL	Lateral Files with 1 Drawer and 1 Open Shelf 30" W & 18"D - Laminate Top	\$800.42
SSFBLF36WL	Lateral Files with 1 Drawer and 1 Open Shelf 36" W & 18"D - Laminate Top	\$830.10
SSFBLF42WL	Lateral Files with 1 Drawer and 1 Open Shelf 42" W & 18"D - Laminate Top	\$875.76
SSFBLF30WC	Lateral File with 1 Drawer and 1 Shelf 30"W 21.5"H & 18"D - Cushion Top	\$800.42
SSFBLF36WC	Lateral File with 1 Drawer and 1 Shelf 36"W 21.5"H & 18"D - Cushion Top	\$830.10
SSFBLF42WC	Lateral File with 1 Drawer and 1 Shelf 42"W 21.5"H & 18"D - Cushion Top	\$875.76
SSFBLF30WS	Lateral file with 1 Drawer and 1 Shelf 30"W 21.5"H & 18"D - Steel top	\$588.10
SSFBLF36WS	Lateral File with 1 Drawer and 1 Shelf 36"W 21.5"H & 18"D - Steel top	\$613.67
SSFBLF42WS	Lateral File with 1 Drawer and 1 Shelf 42"W 21.5"H & 18"D - Steel top	\$649.74
SSFLAT30WL	Lateral Files with Two Drawers 30"W & 18"D - Laminate Top	\$800.42
SSFLAT36WL	Lateral Files with Two Drawers 36"W & 18"D - Laminate Top	\$830.10
SSFLAT42WL	Lateral Files with Two Drawers 42"W & 18"D - Laminate top	\$875.76
SSFLAT30WC	Lateral File with 2 Drawers 30"W 21.5"H & 18"D - Cushion top	\$800.42
SSFLAT36WC	Lateral File with 2 Drawers 36"W 21.5"H & 18"D - Cushion top	\$830.10
SSFLAT42WC	Lateral File with 2 Drawers 42"W 21.5"H & 18"D - Cushion Top	\$875.76
SSFLAT30WS	Lateral File with 2 Drawers 30"W 21.5"H & 18"D - Steel Top	\$588.10
SSFLAT36WS	Lateral File with 2 Drawers 36"W 21.5"H & 18"D - Steel Top	\$613.67
SSFLAT42WS	Lateral File with 2 Drawers 42"W 21.5"H & 18"D - Steel Top	\$649.74
SSEL	MicroIQ Digital Lock Model SSEL	\$86.30



CF Stinson's New Hempstead & Bryant Park range of fabrics without an additional charge. To view go to www.cfstinson.com and click on 'Performance Fabric' and select 'Seating Fabric' or 'Coated Seating Fabric'. For customer's own material (COM) fabric selection, please contact Customer Service to arrange for fabric to be directly shipped to our cushion top supplier.

Bookcases come with one height adjustable shelf, 3" castors and ready with 3M Dual Lock re-closable fasteners making it easy to install the work surfaces. Bookcases can be combined with any of the Lateral files and a common laminate or fabric covered cushion top applied. Tops are available in any of the standard Swiftspace laminate or CF Stinson fabrics.

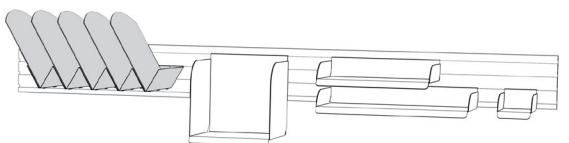
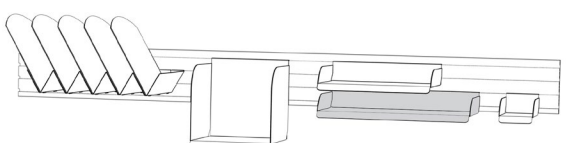
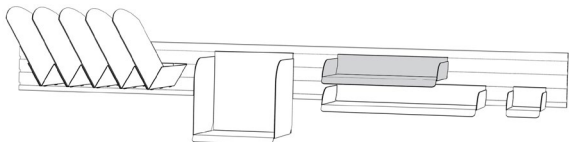
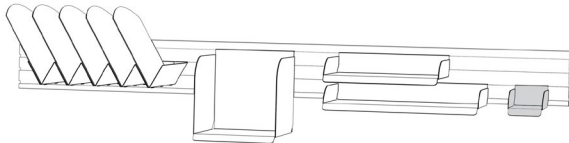
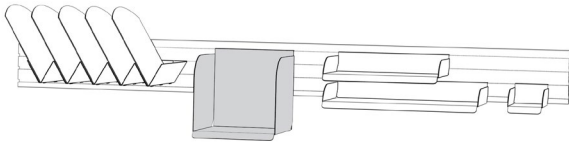
Lateral files come with 3" castors, counterweights for stability, single lock secures both drawers, but only one drawer can be opened at a time, and ready with 3M Dual Lock re-closable fasteners making it easy to install the work surfaces. Lateral files can be combined with another Lateral file or Bookcase and a standard laminate or fabric covered cushion top applied. Tops are available in any of the standard Swiftspace laminates or CF Stinson fabrics.

Models are available in a number of Powdercoat colours. Platinum best matches the aluminum frame colour. Door and Drawer fronts are available in laminate finish with *vertical grain direction*. For laminate options please contact Swiftspace.

Accessories

MODEL #	PRODUCT DESCRIPTION	PRICE (IN USD)
SSBH1110	Binder Holder	\$113.69
SSPPH	Pen/Pencil Holder	\$66.66
SSLPT139	Regular Paper Tray	\$69.40
SSLPS189	Legal Paper Shelf	\$76.71
SSSPS	Slotted Paper Shelf	\$45.66

per slot



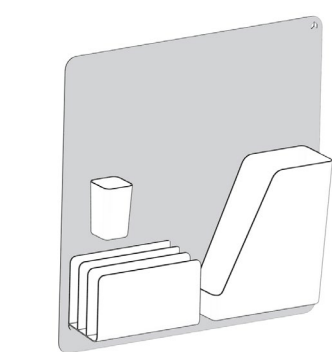
SSSMW12x24	12" x 24" Writable Magnetic Whiteboard with logo	\$73.97
SSSMW18x24	12" x 24" Writable Magnetic Whiteboard with logo	\$89.49
SSSMW24x24	24" x 24" Writable Magnetic Whiteboard with logo	\$102.74

Custom sizes available. Inquire for pricing.

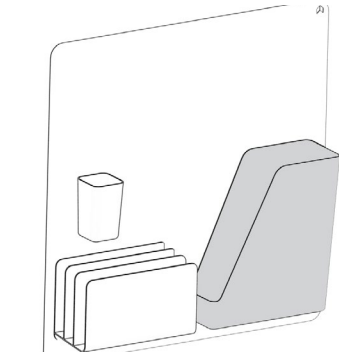
SSMAPD	Magnetic Paper Divider	\$42.01
SSMAPC	Magnetic Pencil Cup	\$15.98
SSMABB	Magnetic Book Bin	\$42.01

Magnetic Accessories are OPEN MARKET (SSMAPD, SSMAPC, SSMABB)

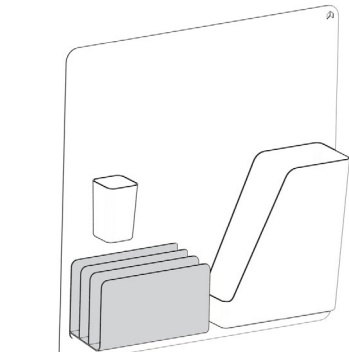
Magnetic Accessories come in White plastic finish



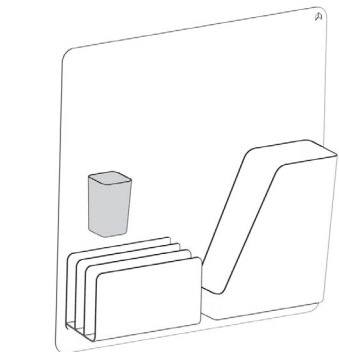
SSSMW24x24



SSMABB

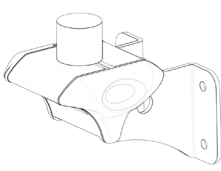

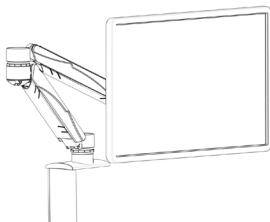


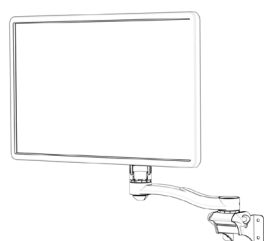
SSMAPD



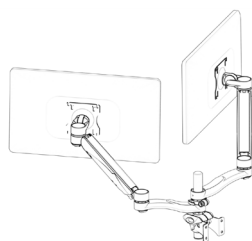
SSMAPC

Accessories

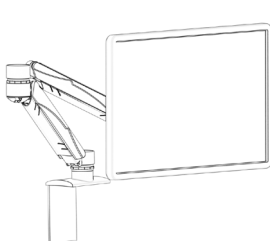
MODEL #	PRODUCT DESCRIPTION	PRICE (IN USD)		
SSMAS-PM	Single Monitor Arm - Panel Mount	\$192.69		Mounts on Accessory Rail or Centre Upright on Solo, Shape and Foresight Power/Data rail.
SSMAS-SM	Single Monitor Arm - Surface Mount	\$192.69		
SSMAD-PM	Double Monitor Arm - Panel Mount	\$405.00		Clamps onto worksurface. Must be removed to fold station. Easy to adjust position along worksurface.
SSMAD-SM	Dual Monitor Arm - Surface Mount (max. 24" monitor)	\$405.00		
SSLMAS	Laptop Holder (ADD to Monitor arm(s))	\$69.40		
SSMAW	Wall Mount Monitor Bracket	\$192.23		
SSMATA	Tablet Holder (added to monitor arm(s))	\$61.18		



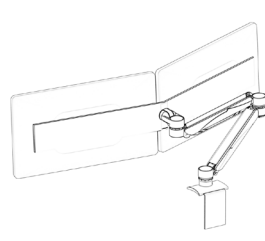
SSMAS-PM



SSMAD-PM



SSMAS-SM



SSMAD-SM



SSMAW



SSLMAS

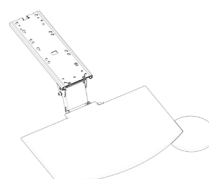


SSMATA

MODEL #	PRODUCT DESCRIPTION	PRICE (IN USD)
---------	---------------------	-------------------

SSKT2610	Economy Keyboard Arm and Tray with mouse	\$356.15
SSOKT2610	Ovation Sit-stand Arm + keyboard tray with mouse	\$435.60

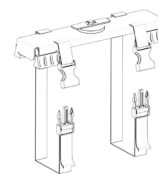
Mounted to the surface with thumbscrews (no tools required)
*MUST BE REMOVED TO FOLD STATION



Sliding Keyboard Tray & Mouse



SSNP - Fits all panel depths



SSCPUH

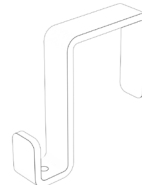
SSNP	Hang on Name Plate	\$42.01
SSCPUH	CPU Holder	\$86.30

Dual strap CPU holder can handle any CPU with width between 5"-7" and up to 20" in height

SSSCSOLO	Solo Station Cover	\$178.53
SSSCSOLOSPACE	Solo Space-saver Station Cover	\$178.53
SSSCSOLO+	Solo+ Station Cover	\$178.53
SSSCSOLO+SPACE	Solo+ Space-saver Station Cover	\$178.53
SSCHSolo	Hang on Coat Hanger - Solo	\$15.07
SSCHFS	Hang on Coat Hanger - Foresight	\$15.07



Station Cover



Personal Hook


Pricing for Station Covers is based on using leftover vinyls from local seating manufacturers. As a result the covers will be produced in the various colours we currently have in stock. If you want covers to be produced in the same colour add 25% to the list price.

Castor lock available at no charge, upon request. Lock is compatible with: Solo, Strata, Duo, Rendezvous, Shift, Fused, Dos and Shape. 2 locks/station

Electrical / Data Accessories

MODEL #	PRODUCT DESCRIPTION	PRICE (IN USD)
SSPB	Power Bar Tripp-Lite Power Bar/Suppressor with 6 outlets, 4 USB A charging ports and 15ft power cord. Combination AC circuit breaker and 2 position on/off. Power bar connects to the centre bar of the station.	\$77.17
SSBDPPU	Surface Mounted Power Bar Allows for power and data options on your workstation. 6ft cord can be plugged into a standard outlet. - Clamp on, edge mount - Durable plastic material - comes with 1 data port, 2 electrical plugs, 1 USB A + C charging port - white finish - 2"H x 7.5"W x 2.5"D	\$237.43
SSATL	Area Task Light 10" long compact task light with 4.2W LED light Light connects to the centre bar of the station	\$306.84
SSUCTL	Under Cabinet/Shelf Task Light 17" long under cabinet light with 6.6W LED light Light connects to the centre bar of the station	\$252.04
SSCMS	Cable Management Spine Allows for easier maintenance by organizing your cables into different channels and delivering them from the ground to your workstation. - Plastic Spiral - Silver Finish - Stretches to 84"	\$106.84
SSWMRICH	Floor storage system for cables and power cords. Comes in 6ft lengths	\$142.46
SSDATAP	4 Port Data Plate	\$33.33
SS-ARCH-LD	Wireless Charger	\$126.93

not on contract



SSPB



SSBDPPU



SSDATAP

not on contract



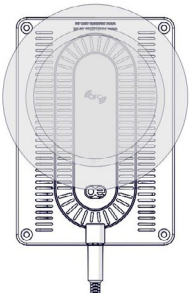
SSATL



SSCMS



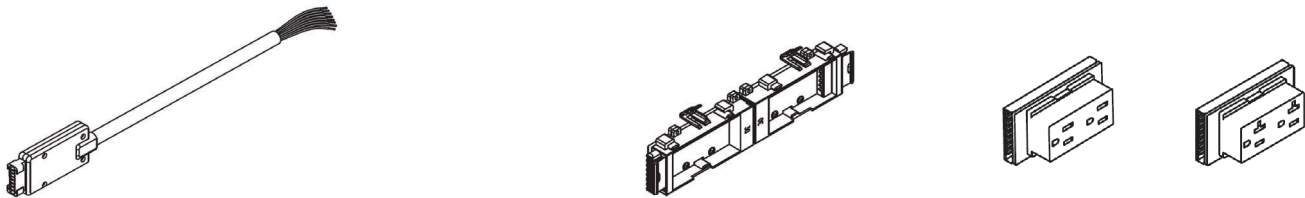
SSWMRICH



SS-ARCH-LD

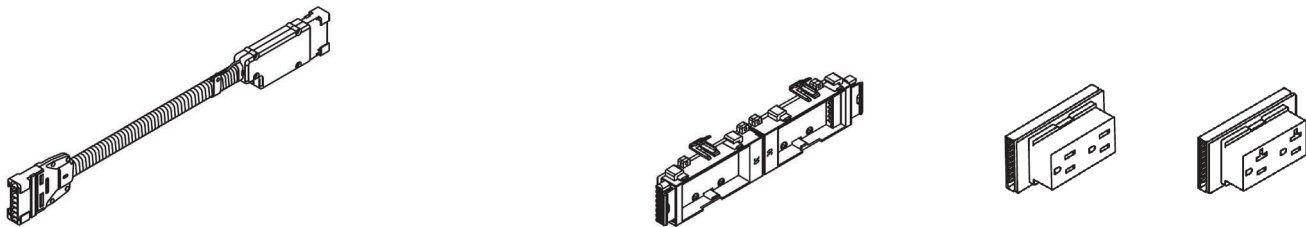
Swiftspace Trac 4 Powersystem

- Starter Kit - one required at the beginning of each run
 - This includes the Whip, double power-box and receptacle(s)



- List Price with double power-box and two duplex receptacles \$95.89


- Add- On - one is required for every station in the run
 - This includes a jumper, double power-box and receptacle(s)




- List Price with double power-box and two duplex receptacles \$95.89

MODEL #	PRODUCT DESCRIPTION	PRICE (IN USD)
SSPWRPOLE	Power Pole - from centre bar to ceiling	\$232.41
SSHWDADDOND	Hardwired Add on Kit - 4 receptacle (includes junction box)	\$123.74
SSHWDSTARTERD	Hardwired Starter Kit - 4 Receptacle	\$123.74


PET Colour Selections




PB09 - Pure Black



CG06 - Charcoal Gray



ES07 - Ebony Slate



DG34 - Dark Gray




SG04 - Silver Gray




CW04 - Classic White




LB01 - Light Beige




DS10 - Desert Sand




SD18 - Sunny Days



TO24 - Tiger Orange



RR28 - Ruby Red



DP30 - Deep Purple



MN12 - Midnight Navy



PI14 - Polar Ice



VC97 - Vanilla Cream



SP99 - Sunset Pink



AB32 - Aegean Blue



EB50 - Evening Blue

PET Ezobord Data Sheet

Product Overview

EzoBord is the robust, highly versatile, recycled base material for EzoBord acoustic ceiling products, acoustic lighting products, acoustic wall panels and acoustic room dividers.

USGBC LEED V4 Credits

While individual products do not ‘earn’ LEED credits, EzoBord can contribute to the following LEED v4 Credits:

- EQc9 for enhancing acoustic performance
- MRc3 BPDO for sourcing of raw materials for recycled contribution
- EQc6 interior lighting for surface reflectance (lighter color options)

Sustainability

Carbon neutral product

- Zero carbon manufacturing
- Recycled content +/- 60% recycled material
- Low VOC and CDPH compliant
- Zero waste manufacturing initiative
- Sustainable supply chain

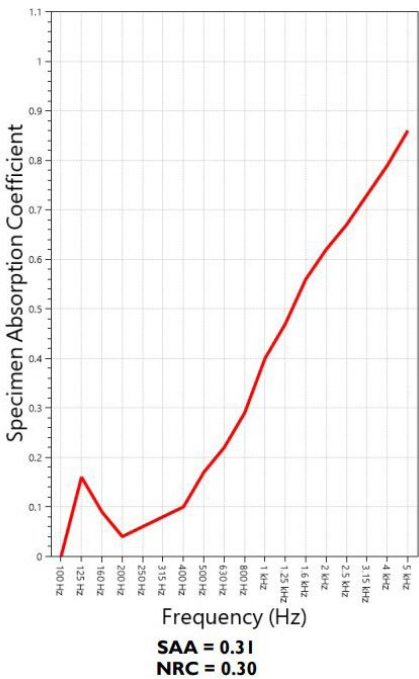
Environmental Certifications

HPD - compliant

- Included in Mindful Materials Library
- Health Product Declaration
- EPD third party verified



Acoustic Performance



Product Name	EzoBord Panel 9 mm
Composition	100% Polyester Terephthalate
Weight	8.5lbs (3.85kgs) (+/-5%)
Dimensions	48"(1219mm) x 96" (2439mm) x .375" (9mm) (+/-1mm)
Fire Testing	ASTM E-84 Class A - with FRT CAN/ULC-S102 EN 13501-1: 2007 (B-s1, d0)
Environment	Min 50% +/- recycled PET, 100% recyclable, formaldehyde free
Acoustics	NRC 0.30-0.75* - type D50 mount






Worksurface & Panel Laminate Selections

Writable Whiteboard Surfaces are available at no additional cost.

**Standard Designer White edge-banding and White Grommet*

There will be a 5% upcharge for non-standard laminates if the number of units specified in the non-standard laminate is below 5 units.











Stations with 2" panels (Fused, Shift, Panel Mobile Wall) come **standard** with White edgeband for any of our standard laminates. Worksurfaces for these stations will use the default edgeband indicated in the chart below.

Wilsonart Laminate	Swiftspace Colour	Standard Laminate	Edgeband PVC Flex Edge	Default Edgeband	Grommet Colour
D354-60 Designer White	Designer White		Designer White - DW		White
D439-60 Wallaby	Wallaby		Beige - BE		White
4939-38 Vapor Strandz	Vapor Strandz		Folkstone - FO		White
8201K-60 Grey Elm	Grey Elm		Fog Grey - FG		White
10776-60 Kensington Maple	Kensington Maple		Fusion Maple - FW		White
8208K-60 Fawn Cypress	Fawn Cypress		Designer White - DW		White
7937-38 River Cherry	River Cherry		River Cherry - RI		Black
7993-38 Florence Walnut	Florence Walnut		Slate Gray - SG		Black
8211K-60 Phantom Pearl	Phantom Pearl		Folkstone - FO		White
4940-38 Astro Strandz	Astro Strandz		Greystone - GR		White
D381-60 Fashion Grey	Fashion Grey		Folkstone - FO		White
D90-60 North Sea	North Sea		North Sea - NS		Black
4941-38 Cosmic Strandz	Cosmic Strandz		North Sea - NS		Black
7995-38 Sterling Ash	Sterling Ash		Designer White - DW		Black
7949-38 Asian Night	Asian Night		Asian Night - AN		Black
7997-38 Ebony Recon	Ebony Recon		Tuxedo - TX		Black

Swiftspace laminate's feature Wilsonart's Commercial grade high pressure laminate. Technical specs allow for the product to be cleaned using a diluted bleach solution as long as thoroughly cleaned with water after application. If necessary, the following cleaning products can also be used: Clorox Healthcare Bleach Germicidal Cleaner, Professional Lysol® Disinfectant Spray, OXIVIR® TB, Virex II 256 and all-purpose hard-surface cleaner.

Wilsonart® HD® Surfaces are available for a 5% upcharge. They combine the most dramatic designs and textures with Antimicrobial Protection and Enhanced Scratch and Scuff Resistant AEON™ Technology to produce the best laminate countertops and work surfaces. Wilsonart HD Laminates come standard with built in Antimicrobial Protection and our exclusive AEON finish, which creates a laminate countertop that is up to **5X more durable** than our standard laminate and up to **3X more wear resistant** than the industry standard.

Metal Powder-Coat Selections

Colour Name	Swiftspace Code	Swatch
<i>Storage, Shift, Foresight, Shape & Unify</i>		
SC Platinum Metallic (silver)	PM	
<i>Storage, Foresight, Shape, Unify, & Shift Seamless Powdercoat Worksurface Solo</i>		
Appliance White	AW	
<i>Storage, Foresight, Unify Seamless Powdercoat Worksurface Solo</i>		
HM Black Umber	BU	
<i>Mobile Storage</i>		
HM Dark Tone	DT	
HM Medium Tone	MT	
HM Light Tone	LT	
HM Innertone	HT	
HM Innertone Light	HF	
KN Sandstone	SS	
HM Soft White	LU	

DON'T SEE THE COLOUR YOU NEED? Custom Colours are available for Swiftspace Products that feature Metal Components

In addition to the standard colours, Swiftspace can offer other popular RAL industry colours. There is a minimum quantity of 10 of the same item and same colour.
Exception: The Shape product line has a minimum order qty of 35 single surface or 25 dual surface workstations of the same colour.

Additional lead-times may be applicable.

Construction

ALL STATIONS

LEED:	For applicable credits visit www.swiftspaceinc.com/resources/environmental/ and click on LEED Credit Policy PDF
Testing:	All products have been tested to meet ANSI/BIMFA x5.5-2014 as part of the testing the product specifically passed the Distributed Functional Load Test 5.3 for 250 lbs.
Mobility Lock:	Stations can be fixed in place using a castor lock or ganged together using a linking plate. Locks and plates can only be removed with a screwdriver. Option is available for tamper-proof screws.
Data:	Data is run in the Aluminum power trough with easy access hinged doors. If required a separation plate can be provided in the trough to separate data and power.
Electrical:	Our plug and play Trac 4 powersystem can be run in the Aluminum power trough with easy access hinged doors. See details on Page 79

SOLO

Frame:	1.6" lightweight clear-anodized aluminum
Upper Panels:	Semi-clear poly comes standard. High-pressure laminate, whiteboard, printed acrylic, sound-dampening material or fabric-covered tackboards options are also available.
Lower/Modesty Panels:	For lower/modesty panels high-pressure laminate is standard , whiteboard, printed or patterned acrylic, perforated metal, sound-dampening material or fabric-cover tackboards are are also available.
Tops:	HPL tops and components of minimum 1" thick particleboard or MDF with moisture balancing backing sheet, pre-drilled metal to metal connections. PVC edge in colors to match a variety of HPL tops to include solid colors, woodgrain, and flecked finished. Tops are also available in thermoformed or powdercoated surfaces to eliminate SEAMS Each worksurface comes with a 3" grommet for cords, located 18" from the centre post. Available in black and white. By weight 73% of the worksurface is made from recycled materials.
Power/Data:	An easily accessible clear-anodized aluminum power/data trough is integrated into the bottom station rail. The trough allows for running of both electrical cables and data between stations.
Castors:	2.5" in diameter with grey rubber wheels that swivel and lock. Solo stations can also be ordered with adjustable glides instead of castors at no additional charge.
Testing:	Product has been tested and complies with ANSI/BIFMA X5.5-2014 5.5.2 & 5.4 – Unit Strength Tests Concentrated Functional and Proof load test and 5.3 & 5.5 - Unit Strength Tests – Distributed Functional and Proof Test

SHAPE

Legs:	Silver powder coated tubular steel.
Tops:	1" thick high pressure laminate with a particle board core and PVC Flex Edge, available in any of the standard Swiftspace laminates or 1" thick powder-coated MDF. Custom laminates are available upon request. Custom laminate requests may affect price and lead-times.
Castors:	2.5" in diameter with grey rubber wheels that swivel and lock. There is also the option for foot with 1" adjustable glide. This will remove the 'Pocket' on the standard base and become a flat T-Base.
Power/Data:	Comes standard with an under surface surge protected power bar with 6 outlets, 4 USB charging ports and 15ft power cord. There are options to add an under surface cable-box holder to store additional power/data cords, and an above surface power bar. A power/data trough can also be added to the fixed portion of the base to contain data lines and the Trac 4 circuit power system. See Page 77 for Trac 4 system configuration. Ganging plates are available with the power/data trough to fix stations together so they can't be moved.
Privacy:	Panels can be added to ends or to the back of the station to increase privacy. Various materials available. See Privacy Options on Page 48-48
Height Adjust:	Easily adjust from a sitting to a standing position. Range from 21.9" to 48.1" with the push of a button. There are four pre-set height adjustments available. Features a 3-stage synchronized lifting column protected by a metal shroud. Lifting columns are controlled by master and slave motors via a single switch. The electrical system is a 120V 60Hz, single passage with 10% duty cycle. Maximum draw is 2 amps with a .01ms idle current draw. Electrical components are UL-962 certified and marked CRU-US.
Accessory Rail:	For mounting monitors, shelves, paper slots and binder storage. See Page 50

FORESIGHT

Legs:	White, or Silver powder coated tubular 10 gauge steel, custom colours are available for orders over 25 stations.
Tops:	1" thick high pressure laminate with a particle board core (tops on 96" worksurfaces are hollow core to reduce weight) and PVC Flex Edge, available in any of the standard Swiftspace laminates or 1" thick powdercoated MDF. Custom laminates are available upon request. Custom laminate requests may affect price and lead-times.
Grouping:	Each station comes standard with a locking plate under the worksurface that can be swung over and fastened to the under surface of the next station. Depending on ease of user access required the bracket is fastened with either a thumbscrew or screws, or even tamper-proof screws.
Castors:	2.5" in diameter with grey rubber wheels that swivel and lock.
Power/Data:	See Electrical/Data Information on Page 78 & 79

SHIFT

Frame:	Welded steel with black or white powder coat colour
Panels:	Hollow core construction with honeycomb lattice and high pressure laminate or tackable fabric both sides
Tops:	HPL tops and components of minimum 1" thick particleboard or MDF with moisture balancing backing sheet, pre-drilled metal to metal connections. PVC edge in colors to match a variety of HPL tops to include solid colors, woodgrain, and flecked finished. Tops are also available in thermoformed or powdercoated surfaces to eliminate SEAMS. Each worksurface comes with a 3" grommet for cords, located 18" from the centre post. Available in black and white. By weight 73% of the worksurface is made from recycled materials.
Laminate:	<p>Swiftspace laminate's feature Wilsonart's Commercial grade high pressure laminate. Technical specs allow for the product to be cleaned using a diluted bleach solution as long as thoroughly cleaned with water after application. If necessary, the following cleaning products can also be used: Clorox Healthcare Bleach Germicidal Cleaner, Professional Lysol® Disinfectant Spray, OXIVIR® TB, Virex II 256 and all-purpose hard-surface cleaner.</p> <p>Wilsonart® HD® Surfaces are available for a 5% upcharge. They combine the most dramatic designs and textures with Antimicrobial Protection and Enhanced Scratch and Scuff Resistant AEON™ Technology to produce the best laminate countertops and work surfaces. Wilsonart HD Laminates come standard with built in Antimicrobial Protection and our exclusive AEON finish, which creates a laminate countertop that is up to 5X more durable than our standard laminate and up to 3X more wear resistant than the industry standard.</p>
Height Adjust:	Easily adjust from a sitting to a standing position. Range from 21.9" to 48.1" with the push of a button. There are four pre-set height adjustments available. Features a 3-stage synchronized lifting column protected by a metal shroud. Lifting columns are controlled by master and slave motors via a single switch. The electrical system is a 120V 60Hz, single passage with 10% duty cycle. Maximum draw is 2 amps with a .01ms idle current draw. Electrical components are UL-962 certified and marked CRU-US. Minimum of 300 lbs distributed load bearing capacity, per table.
Power/Data:	An easily accessible clear-anodized aluminum power/data trough can be integrated into the bottom station rail. The trough allows for running of both electrical cables and data between stations.
Castors:	63.5mm in diameter with grey rubber wheels that swivel and lock. Shift stations can also be ordered with adjustable glides instead of castors at no additional charge. Castors can be removed and replaced with adjustable glides that have 1" of height adjustment for surface leveling on uneven floors. Glides do not scratch or mar flooring either carpet or hard flooring.
Testing:	Product has been tested and complies with ANSI/BIFMA X5.5-2014 5.5.2 & 5.5.4 – Unit Strength Tests Concentrated Functional and Proof load test and 5.5.3 & 5.5.5 - Unit Strength Tests – Distributed Functional and Proof Test for upper privacy and lower modesty panels.

DUO

Frame:	40mm lightweight grey aluminum
Panels:	Upper and lower panels are made from 4mm high pressure laminate.
Tops:	1" thick high pressure laminate with a particle board core and PVC Flex Edge.
Power/Data:	An easily accessible clear-anodized aluminum power/data trough can be integrated into the bottom station rail. The trough allows for running of both electrical cables and data between stations.
Castors:	63.5mm in diameter with grey rubber wheels that swivel and lock
Seating:	Seat and back are made with a 1/2" plywood core covered in 3-inch foam. Upholstery can be ordered from any standard seating upholstery from CF Stinson

FUSED

Panels:	Hollow core construction with honeycomb lattice and high pressure laminate or tackable fabric both sides Laminate available in 15 standard colours
Tops:	25mm thick high-pressure laminate with a particleboard core and PVC Flex Edge.
Laminate:	<p>Swiftspace laminate's feature Wilsonart's Commercial grade high pressure laminate. Technical specs allow for the product to be cleaned using a diluted bleach solution as long as thoroughly cleaned with water after application. If necessary, the following cleaning products can also be used: Clorox Healthcare Bleach Germicidal Cleaner, Professional Lysol® Disinfectant Spray, OXIVIR® TB, Virex II 256 and all-purpose hard-surface cleaner.</p> <p>Wilsonart® HD® Surfaces are available for a 5% upcharge. They combine the most dramatic designs and textures with Antimicrobial Protection and Enhanced Scratch and Scuff Resistant AEON™ Technology to produce the best laminate countertops and work surfaces. Wilsonart HD Laminates come standard with built in Antimicrobial Protection and our exclusive AEON finish, which creates a laminate countertop that is up to 5X more durable than our standard laminate and up to 3X more wear resistant than the industry standard.</p>
Power/Data:	See Electrical/Data information on Page 78 & 79
Height Adjust:	Easily adjust from a sitting to a standing position. Range from 21.9" to 48.1" with the push of a button. There are four pre-set height adjustments available. Features a 3-stage synchronized lifting column protected by a metal shroud. Lifting columns are controlled by master and slave motors via a single switch. The electrical system is a 120V 60Hz, single passage with 10% duty cycle. Maximum draw is 2 amps with a .01ms idle current draw. Electrical components are UL-962 certified and marked CRU-US. Minimum of 300 lbs distributed load bearing capacity, per table.
Castors:	63.5 mm in diameter with grey ribber wheels that swivel and lock. Castors can be removed and replaced with adjustable glides that have 1" of height adjustment for surface leveling on uneven floors. Glides to not scratch or mar flooring either carpet or hard flooring.

DOS

Panels:	Hollow core construction with honeycomb lattice and high pressure laminate or tackable fabric both sides Laminate available in 15 standard colours
Tops:	25mm thick high-pressure laminate with a particleboard core and PVC Flex Edge.
Power/Data:	See Electrical/Data information on Page 78 & 79
Castors:	63.5 mm in diameter with grey ribber wheels that swivel and lock.
Seating:	Seat and back are made with a 1/2" plywood core covered in 3-inch foam. Upholstery can be ordered from any standard seating upholstery from CF Stinson

STRATA

Frame:	40mm lightweight grey aluminum
Panels:	Upper and lower panels are made from 4mm high pressure laminate.
Tops:	1" thick high pressure laminate with a particle board core and PVC Flex Edge.
Laminate:	<p>Swiftspace laminate's feature Wilsonart's Commercial grade high pressure laminate. Technical specs allow for the product to be cleaned using a diluted bleach solution as long as thoroughly cleaned with water after application. If necessary, the following cleaning products can also be used: Clorox Healthcare Bleach Germicidal Cleaner, Professional Lysol® Disinfectant Spray, OXIVIR® TB, Virex II 256 and all-purpose hard-surface cleaner.</p> <p>Wilsonart® HD® Surfaces are available for a 5% upcharge. They combine the most dramatic designs and textures with Antimicrobial Protection and Enhanced Scratch and Scuff Resistant AEON™ Technology to produce the best laminate countertops and work surfaces. Wilsonart HD Laminates come standard with built in Antimicrobial Protection and our exclusive AEON finish, which creates a laminate countertop that is up to 5X more durable than our standard laminate and up to 3X more wear resistant than the industry standard.</p>
Height Adjust:	Easily adjust from a sitting to a standing position. Range from 21.9" to 48.1" with the push of a button. There are four pre-set height adjustments available. Features a 3-stage synchronized lifting column protected by a metal shroud. Lifting columns are controlled by master and slave motors via a single switch. The electrical system is a 120V 60Hz, single passage with 10% duty cycle. Maximum draw is 2 amps with a .01ms idle current draw. Electrical components are UL-962 certified and marked CRU-US. Minimum of 300 lbs distributed load bearing capacity, per table.
Power/Data:	An easily accessible clear-anodized aluminum power/data trough can be integrated into the bottom station rail. The trough allows for running of both electrical cables and data between stations.
Castors:	63.5mm in diameter with grey rubber wheels that swivel and lock. Castors can be removed and replaced with adjustable glides that have 1" of height adjustment for surface leveling on uneven floors. Glides to not scratch or mar flooring either carpet or hard flooring.

FLIP

Panels:	Upper and lower panels are made from 4mm high pressure laminate.
Tops:	1" thick high pressure laminate with a particle board core and PVC Flex Edge.
Power/Data:	See Electrical options on Page 78 & 79

RENDEZVOUS

Frame:	40mm lightweight grey aluminum
Panels:	Upper and lower panels are made from 4mm high pressure laminate.
Tops:	1" thick high pressure laminate with a particle board core and PVC Flex Edge.
Power/Data:	An easily accessible clear-anodized aluminum power/data trough can be integrated into the bottom station rail. The trough allows for running of both electrical cables and data between stations.
Castors:	63.5mm in diameter with grey rubber wheels that swivel and lock
Seating:	Seat and back are made with a 1/2" plywood core covered in 3-inch foam. Upholstery can be ordered from any standard seating upholstery from CF Stinson

Condition of Sales, Return Policy & Warranty

Payment

All payments are fully due within 30 days after the date of shipment or pick up subject to the buyer passing credit approval. Buyer agrees not to withhold payment on any invoice because of partial delivery or open punch list items. These terms and conditions of sale are those of Swiftspace Inc., a manufacturer established since 2009, whose business is the manufacturing of mobile workspaces.

Governing Provisions

All sales by Swiftspace Inc. ("Seller") are made subject to the following terms and conditions of sale. Seller objects to any additional or different terms contained in any purchase order or other communication previously or hereafter provided by buyer to Seller. No such additional or different terms will be of any force or effect; and buyer's placement of any order for goods to be provided by Seller constitutes buyer's unconditional acceptance of the following terms as the entire agreement between buyer and Seller with respect to the purchase and sale of such goods. The following terms and conditions, and any contract for the sale of goods by seller shall be governed by and construed in accordance with the laws of the province of Ontario, without reference to principles of conflicts of laws.

Prices

All prices are stated as list prices. All prices and minimum order requirements are subject to change without notice. Only authorized discounts may be applied at time of order. Some items may require field assembly.

Specials

Swiftspace acknowledges that from time to time customers may request decreases or increases to the standard wall heights and lengths so that a workstation can fit into a required space. These type of product modifications will be classified as "Specials". List Price for these products will be the List Price of the next largest comparable product in the Swiftspace standard product line.

Customs

An item will be classified as a "Custom" product if it doesn't fit the shape configuration of any of the Swiftspace standard products. List Price for these products will be determined based on the specific item cost.

F.O.B.

Unless otherwise agreed, all shipments and sales are made FOB KITCHENER, CANADA. Freight is prepaid and added to your invoice as a separate line item. Freight quotes can be obtained on the Swiftspace website using the freight calculator.

Taxes

All sales, use, excise and other taxes applicable to the sale of the products shall be paid by buyer. If buyer claims an exemption from any tax, buyer shall submit to Seller the appropriate exemption certificates
Swiftspace Specifications Guide

Warranties

A. Lifetime Warranty on all aluminum parts and metal hardware parts like posts, connectors, cantilevers, without recourse. Other exposed panel components are not covered by this life time warranty and will be considered in section B of this paragraph.

B. Products purchased from Seller may be manufactured by third parties, which may or may not provide a warranty to the purchasers of their products. Seller agrees, upon request by buyer, to assign to buyer any and all such warranties, without recourse. Seller warrants that all products manufactured by Seller and supplied here under will conform to the specifications submitted by buyer, and that such goods will be manufactured and inspected in accordance with the generally accepted practices of companies in the business of manufacturing. Seller warrants that all products manufactured by it and supplied hereunder shall be free from defects in materials and workmanship for a period of 5 years from the date of shipment. If, within such period, any such product shall be proved to Seller's satisfaction to be defective, such product shall be repaired or replaced at Seller's option. Such repair or replacement shall be Seller's sole obligation and buyer's exclusive remedy hereunder, and shall be conditioned upon Seller's receiving written notice of any alleged defect within 10 days after its discovery and, at Seller's option, return of such products to Seller, F.O.B. its factory.

Except for the warranties set forth in this paragraph, seller shall have no other obligation or liability to buyer, and hereby disclaims, any express or implied warranty of any products, including but not limited to any implied warranty of merchantability or fitness for particular purpose.

Any description of the product, whether in writing or made orally by Seller or Seller's agent, are for the sole purpose of identifying the product and shall not be construed as an express warranty. Any suggestions by Seller or Seller's agent regarding use, application or suitability of the product shall not be construed as an express warranty unless confirmed to be such in writing by Seller.

Exclusion of Consequential Damages and Disclaimer of Liability

Except as otherwise agreed in writing, Seller's liability with respect to the products sold hereunder shall be limited to the warranty provided and, with respect to other performance of this contract, shall be limited to that part of the contract price allocable to the product (or part thereof) that gives rise to the claim.

A. Seller shall not be subject to any disclaims: (1) any other obligations or liabilities arising out of breach of contract, (2) any obligations whatsoever arising from tort claims (including negligence and strict liability) or arising under other theories of law with respect to products sold or services rendered by seller, or any undertakings, acts or omissions relating thereto, and (3) all consequential, incidental and contingent damages whatsoever.

B. Without limiting the generality of the foregoing, Seller specifically disclaims any liability for penalties (including administrative penalties), special or punitive damages, damages for lost profits or revenues, cost of any product recall, loss of use of products or any associated equipment, cost of capital, facilities or services, down-time, shutdown or slowdown costs, or for any other types of economic loss.

Clerical Errors

Seller reserves the right to correct all clerical errors in any quotation, order acknowledgment or invoice, during the entire sales process.

Ordering

Contact Information

Corporate Office Address:

Swiftspace Inc.
825 Trillium Drive
Kitchener, Ontario
Canada
N2R 1J9

Phone Number: 519-624-9974

Fax Number: 519-740-6838

Website: www.swiftspaceinc.com Orders: mirjanastupar@swiftspaceinc.com

Contracts:



For GSA Pricing see our GSA Spec Guide which can be found on our website:

www.swiftspaceinc.com/resources/specguide/

Multiple Award Schedule

Contract Number: GS-27F-001AA

Contract Period: 01/30/23 - 01/29/28

CONTRACTOR:

SWIFTSPACE
c/o Larry Ingram & Associates (Contract Administrator)
14412 Chesterfield Road
Rockville, MD 20853

Phone Number: 301-519-1480

Email: gsa@ingramassoc.com

**MULTIPLE AWARD SCHEDULE**Contract #: **GS-27F-001AA**Contract Period: **01/30/23 - 01/29/28 (PO-0044)**

On-line access to Contract Ordering Information, Terms and Conditions, up-to-date pricing, and the option to create an electronic delivery order are available through GSA ADVANTAGE!, a menu-driven database system.

CONTRACTOR: SWIFTSPACE

c/o Larry Ingram & Associates (Contract Administrator)

14412 Chesterfield Road

Rockville, MD 20853

Voice: (301) 519-1480

Email: gsa@ingramassoc.com**CUSTOMER ORDERING INFORMATION:****1a. SIN'S:**

33721: Office Furniture

NEW: Introduction of New Products and Services

OLM: Order Level Materials

1b. LOWEST PRICE MODEL:

33721: Social + Single Left Space-saver or Social + Single Right Space-saver

NEW: Flip SSFLIP5224

2. MAXIMUM ORDER:

33721: \$250,000 Net Shipping to One Destination

NEW: \$250,000 Net Shipping to One Destination

3. MINIMUM ORDER:

\$100 Net Shipping to One Destination

4. GEOGRAPHIC COVERAGE:

48 contiguous states and the District of Columbia. Shipments for AK, HI, GU, PR, etc., are POE (Point of Embarkation)

5. PRODUCTION POINT:

Ontario, Canada

6. DISCOUNT:

54.34% (1 - 14 units) September 2022 Price List

Effective November 4, 2022 on GSA / PS-0047

Prices Shown herein Spec Guide are GSA Net

See below for Quantity Discounts.

7. QUANTITY DISCOUNTS:

55.78% (15+ units)

8. PROMPT PAYMENT TERMS:

Net 30

9a. GOVERNMENT CREDIT CARDS:

Accepted for orders below the micro-chip purchase threshold.

9b. GOVERNMENT CREDIT CARDS:

Accepted for orders above the micro-chip purchase threshold.

10. FOREIGN ITEMS:

None

11a. TIME OF DELIVERY:

28 Days ARO

11b. EXPEDITED DELIVERY:

Contact Larry Ingram & Associates

11c. OVERNIGHT and 2-DAY DELIVERY:

Contact Larry Ingram & Associates

11d. URGENT REQUIREMENTS:

Available per I-FSS-140-B; Contact Larry Ingram & Associates

12. FOB POINTS:

FOB Origin, Freight Prepaid &

Allowed (will add to invoice)

(freight pricing for up to 15 units can be obtained from Swiftspace's website at: <https://www.swiftspaceinc.com/freight-rates/>)**13. ORDERING ADDRESS:**

SWIFTSPACE

c/o LIA & Participating Dealer 825 Trillium Drive

Kitchener, Ontario, Canada, N2R 1J9

Note: Please send orders to:

gsa@ingramassoc.com / robway@swiftspaceinc.com**14. PAYMENT ADDRESS:**

Regular Mail	Electronic Transfer
Swiftspace Inc. 825 Trillium Drive Kitchener, Ontario, Canada N2R 1J9	Contact Swiftspace for electronic information Please see #26 for DUNS info

15. WARRANTY:

Per the SWIFTSPACE Standard Commercial Warranty, see Price List Terms & Conditions

**16. EXPORT PACKING:**

Write, call or fax for questions or quotes.

17. CREDIT CARD TERMS:

None, credit cards are accepted.
(Credit card form available on Swiftspace website under GSA Section).

18. RENTAL/MAINTENANCE:

Not Available

19. INSTALLATION:

(Not on Contract)

20. REPAIR PART TERMS:

Available as per commercial practice.

21. SERVICE AND DISTRIBUTION POINTS:

Servicing dealers are strategically located across the United States.

22. PARTICIPATING DEALERS/DEALER COMMISSION:

Contact Larry Ingram & Associates

23. PREVENTATIVE MAINTENANCE:

Not Available

24. SPECIAL ATTRIBUTES:

All Foresight and Solo Stations are MAS Certified Green

25. ENVIRONMENTAL ATTRIBUTES:

SWIFTSPACE complies with all State, Federal and local environmental regulations.

26. DUNS #/UEI #/TIN/CAGE CODE:

DUNS #: 248277837
UEI: T6T9D177FRJ3
TIN: N/A - (Foreign Corporation)
CAGE CODE: L02U6

27. SAM NOTICE:

SWIFTSPACE is registered in System for Award Management (SAM) Database

28. CANCELLATION:

No cancellation charge prior to production. After production, only cost incurred that cannot be recovered through resale of merchandise within a reasonable length of time (6 months).

29. RETURNS/RESTOCKING:

A restocking fee does not apply commercially.

(Non-Contract Products):

Power Bar

* Must mark as Open Market on Purchase Order

See next page for photos of product on Contract

Solo Workstations



Shift Workstations



ForeSight Benching



Fused Workstation



Shape Electric Height Adjust



Strata Workstation



Rendezvous Mobile Meeting Room



Flip



Dos Mobile Meeting Booth



Duo Mobile Meeting Booth

